



G.C.E (O/L) RESULTS ANALYSIS REPORT 2024 (2025)

ZONAL EDUCATION OFFICE
VAVUNIYA NORTH

WWW.VNZONE.LK



க.பொ.த சாதாரணதர பெறுபேற்றுப் பகுப்பாய்வு 2024

ஆலோசனை வழிகாட்டலும் மேற்பார்வையும்

திரு. து. லெனின் அறிவுழகன்
வலயக்கல்விப்பணிப்பாளர்
வலயக்கல்வி அலுவலகம் வவுனியா வடக்கு

திருமதி. வாசுகி சுதாகர்
பிரதிக்கல்விப்பணிப்பாளர் – கல்வி அபிவிருத்தி
வலயக்கல்வி அலுவலகம் வவுனியா வடக்கு

தரவு மூலாதாரம்

1. இலங்கை பரீட்சைத்திணைக்களம்
<https://www.doenets.lk>
2. மாகாண கல்வித்திணைக்கம் வடக்கு மாகாணம்
<https://www.edudept.np.gov.lk>

கணனி வழவமைப்பு மற்றும் தொகுப்பு

திரு. ச. சஜன்
கணனி வள நிலையம்
வவுனியா வடக்கு

திரு. வி. துவாரகன்
வலயக்கல்வி அலுவலகம்
வவுனியா வடக்கு

வலயக்கல்விப் பணிப்பாளரின் செய்தி

வவுனியா வடக்கு வலயக் கல்வி அலுவலகத்தினால் வெளியிடப்படும் க.பொ.த. சாதாரணதர பரீட்சை பெறுபேற்றுப்பகுப்பாய்வு புத்தகம், எமது கல்விச் சமூகத்தின் கூட்டு முயற்சிக்கு ஒரு சான்றாக மட்டுமன்றி, எமது எதிர்கால இலக்குகளுக்கான வழிகாட்டியாகவும் அமைகிறது. இப்புத்தகம் வெறும் புள்ளிவிபரங்களின் தொகுப்பு அல்ல; இது எமது கற்றல் மற்றும் கற்பித்தல் செயன்முறையை ஆழமாகப் புரிந்துகொள்ள உதவும் ஒரு முக்கியமான மூலோபாய ஆவணம் ஆகும்.

இந்த விரிவான பகுப்பாய்வானது, நாம் எங்கே நிற்கிறோம் என்பதை துல்லியமாகக் காட்டி, அடுத்த கட்டத்திற்குச் செல்வதற்கான பாதையைத் திட்டமிட உதவுகிறது. இதன் அடிப்படையில், வரும் பரீட்சைகளில் எமது மாணவர்கள் மேலும் சிறப்பான பெறுபேறுகளைப் பெறுவதற்குத் தேவையான நடவடிக்கைகளை வகுத்துச் செயற்படுவோம். இப்புத்தகத்தில் கண்டறியப்பட்ட பலவீனங்களை பலமாக மாற்றுவதற்கும், நமது பலங்களை மேலும் வலுப்படுத்துவதற்கும் நாம் அனைவரும் ஒன்றிணைந்து உழைப்போம்.

எமது வலயத்தின் கல்வி வளர்ச்சியில் ஒரு புதிய அத்தியாயத்தை ஆரம்பித்துள்ளோம். எமது இலக்குகள் தெளிவாக உள்ளன: அடுத்த மூன்று ஆண்டுகளில் மாகாணத்தில் முதலிடத்தைப் பெறுதல் மற்றும் நாடளாவிய ரீதியில் குறிப்பிடத்தக்க வளர்ச்சியைப் பதிவு செய்தல். இந்த தொலைநோக்கு இலக்கை அடைய, ஒவ்வொரு அதிபர், ஆசிரியர், மாணவர் மற்றும் பெற்றோரின் அர்ப்பணிப்பு இன்றியமையாதது.

இந்த பரீட்சை பெறுபேற்றுப் பகுப்பாய்வு புத்தக உருவாக்க முயற்சி வெற்றிபெற உறுதுணையாக இருந்த அனைத்து பிரதிக்கல்விப்பணிப்பாளர்கள் உதவிக்கல்விப்பணிப்பாளர்கள் ஆசிரிய ஆலோசகர்கள் வலய உத்தியோகத்தர்கள், அதிபர்கள், ஆசிரியர்கள் மற்றும் ஊழியர்களுக்கும் எனது மனமார்ந்த நன்றிகளைத் தெரிவித்துக்கொள்கிறேன்.

உங்கள் கூட்டு முயற்சியும் அர்ப்பணிப்பும் எமது வலயத்தின் எதிர்கால வெற்றிக்கு அடித்தளமிடும்.

இப்படிக்கு,

திரு. து.லெனின் அறிவுழகன்

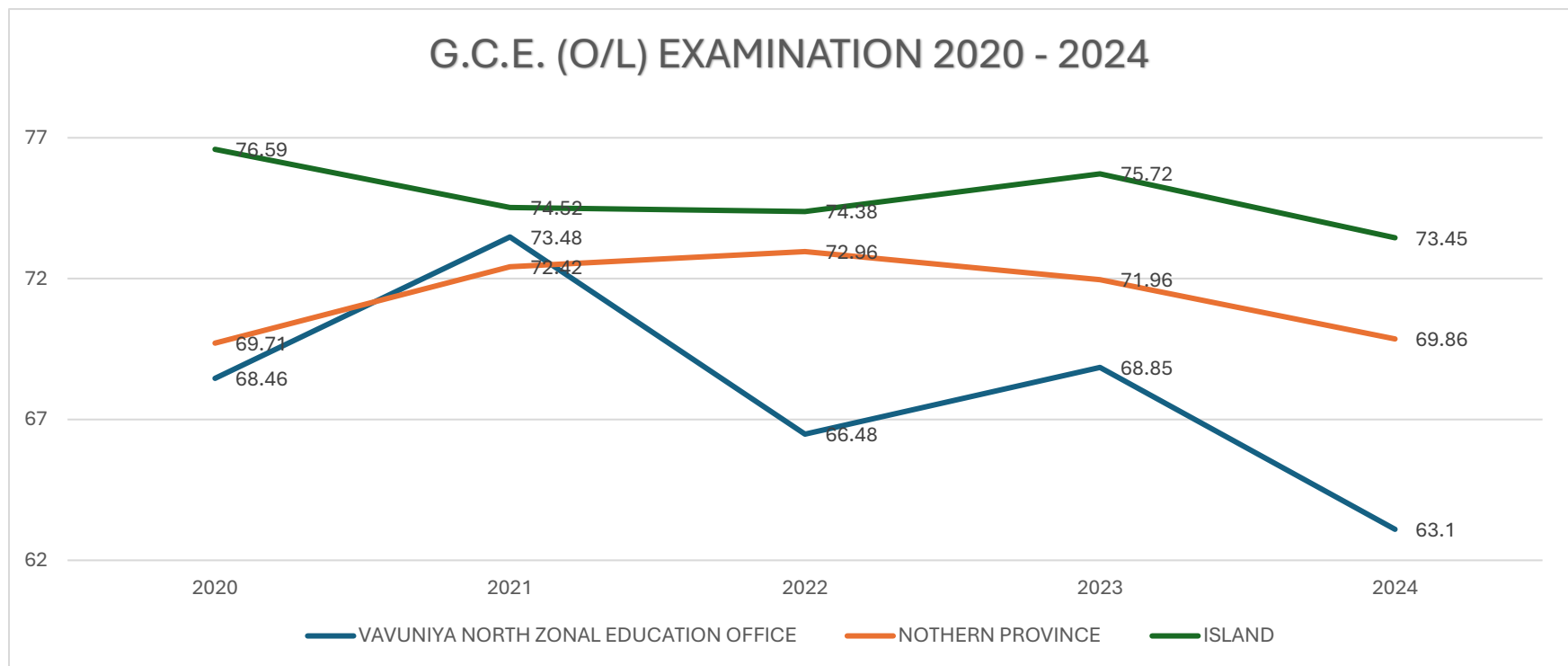
வலயக் கல்விப் பணிப்பாளர்,

வவுனியா வடக்கு.

G.C.E. (O/L) EXAMINATION 2020 - 2024

PERCENTAGE OF SCHOOL CANDIDATES QUALIFIED FOR G.C.E. (A/L) BY LAST 5 YEARS

YEAR	VAVUNIYA NORTH ZONAL EDUCATION OFFICE	NOTHERN PROVINCE	ISLAND
2020	68.46	69.71	76.59
2021	73.48	72.42	74.52
2022	66.48	72.96	74.38
2023	68.85	71.96	75.72
2024	63.10	69.86	73.45



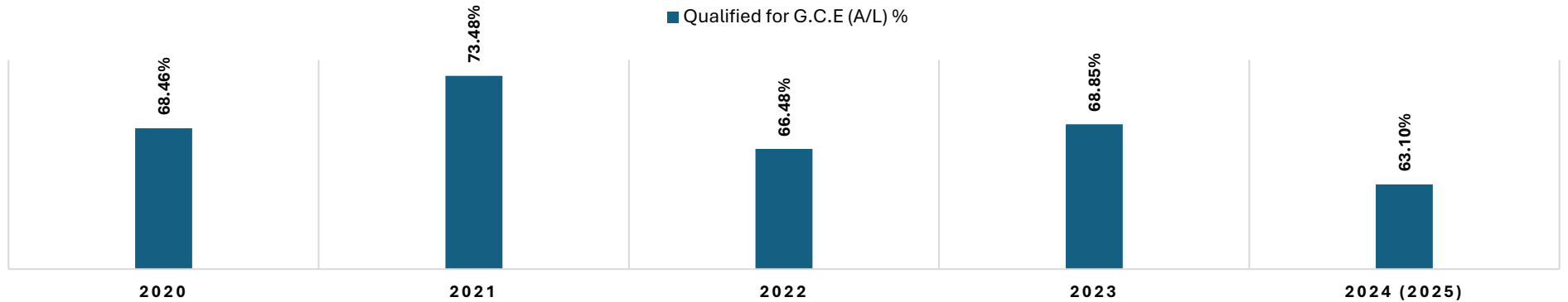
Nothern Province Qualified for G.C.E (A.L) % Vs Vavuniya North Qualified for G.C.E (A.L) % Analisis

No	School Name	Qualified for G.C.E (A.L) %					
		2019	2020	2021	2022	2023	2024
	Nothern Province Qualified for G.C.E (A.L) %	67.75	69.71	72.42	72.96	71.96	69.86
1	CEMAMADU SHANMUKANANTHA M.V	↓ 40.00	↓ 50.00	↓ 71.43	↓ 66.67	↑ 81.82	↑ 80.00
2	KALMDU MAHA VIDY	↓ 50.00	↑ 84.21	↓ 53.85	↓ 54.55	↑ 84.62	↓ 61.11
3	KANAGARAYANKULAM MAHA VIDDIYALAYAM	↑ 72.41	↓ 57.50	↓ 71.67	↓ 71.15	↑ 75.41	↓ 68.00
4	KARUNKALIKKULAM GTMS	↓ 44.44	↓ 54.55	↓ 50.00	↓ 33.33	↓ 50.00	↓ 27.27
5	KIDACHCHURI KARUVEPPANKULAM G.T.M.S	↑ 81.82	↑ 92.86	↑ 77.78	↓ 66.67	↓ 66.67	↓ 66.67
6	KOVILKUNCHCHUKULAM GTMS	↓ 50.00	↓ 33.33	↑ 75.00	↑ 100.00	↓ 62.50	↓ 50.00
7	KOVILPULIYANKULAM MUTHTAMIL VID	↑ 75.00	↑ 80.00	↑ 75.00	↓ 20.00	↓ 60.00	↑ 100.00
8	KULAVISUDDAN GTMS	↑ 100.00	↓ 57.14	↑ 100.00	↑ 100.00	↑ 85.71	↓ 66.67
9	MARAVANKULAM BARATHIDASAN VID	↓ 58.33	↓ 37.50	↓ 58.06	↓ 42.42	↓ 50.00	↓ 40.00
10	MARAVILUPPAI GTMS	↓ 0.00	↓ 33.33	↑ 100.00	↓ 66.67	↓ 50.00	↑ 80.00
11	MATHARPANIKKAR MAHILANKULAM JSV	↓ 35.71	↓ 50.00	↓ 66.67	↑ 88.89	↓ 66.67	↓ 58.33
12	MATHIYAMADU VIVEKANANTHA VIDYALAYAM	↓ 54.55	↓ 66.67	↓ 63.64	↓ 53.85	↓ 53.85	↑ 85.71
13	NEDUNKENY MAHA VIDDIYALAYAM	↑ 71.43	↑ 73.68	↓ 59.09	↓ 63.46	↑ 80.70	↑ 71.19
14	NOCHCHIMODDAI J.S.VID	↑ 76.47	↑ 75.00	↑ 100.00	↑ 87.50	↑ 85.00	↑ 72.73
15	NOCHCHIKKULAM NO I JSV	↓ 66.67	↓ 50.00	↓ 50.00	↑ 75.00	↓ 50.00	↓ 42.86
16	OLUMADU TAMIL MAHA VIDYALAYAM	↓ 50.00	↑ 78.26	↑ 81.48	↓ 61.76	↓ 56.25	↑ 71.43
17	OMANTHI CENTRAL COLLEGE	↓ 54.35	↓ 66.00	↓ 71.43	↓ 59.62	↓ 55.93	↓ 60.00
18	PADDIKKUDIYIRUPPU GTMS	↓ 31.58	↓ 25.00	↑ 80.00	↓ 60.00	↓ 37.50	↓ 25.00
19	PANTRIKETHAKULAM GTMS	↑ 77.78	↑ 90.00	↑ 81.25	↓ 35.71	↓ 63.64	↓ 61.90
20	POOMPUKAR KANNAKI VID	↓ 61.11	↑ 71.43	↓ 70.59	↓ 71.43	↓ 38.46	↓ 60.00
21	PULIYANKULAM HINDU COLLEGE	↑ 69.57	↑ 70.97	↓ 67.74	↑ 91.30	↑ 90.48	↓ 62.07
22	PUTHUKKULAM MAHA VID	↑ 82.61	↑ 92.73	↑ 89.83	↑ 77.61	↑ 75.41	↑ 79.31
23	SINNADAMPAN BARATHY VIDDIYALAYAM	↓ 55.56	↑ 75.00	↑ 80.00	↓ 72.73	↓ 57.14	↓ 45.45
24	SUNTHARAPURAM GTMS	↑ 87.50	↑ 83.33	↓ 66.67	↓ 66.67	↑ 75.00	↓ 23.53
25	SUNTHARAPURAMSARASWATHY VID	↓ 40.63	↓ 50.00	↓ 66.67	↓ 64.52	↓ 66.67	↓ 53.57
26	THARANIKKULAM GANESH VID	↑ 70.59	↓ 63.33	↑ 84.00	↑ 81.82	↓ 70.00	↓ 54.55
27	THAVASIYAKULAM GTMS	↑ 100.00	↑ 87.50	↑ 100.00	↓ 70.00	↑ 90.91	↑ 78.57
28	VIKNESWARA MAHA VIDDIYALAYAM	↑ 100.00	↑ 80.00	↑ 75.00	↑ 83.33	↑ 84.62	↑ 100.00

G.C.E (O/L) Results Analysis Report 2024 (2025)



G.C.E (O/L) STUDENTS QUALIFIED FOR G.C.E (A/L) % LAST 5 YEARS



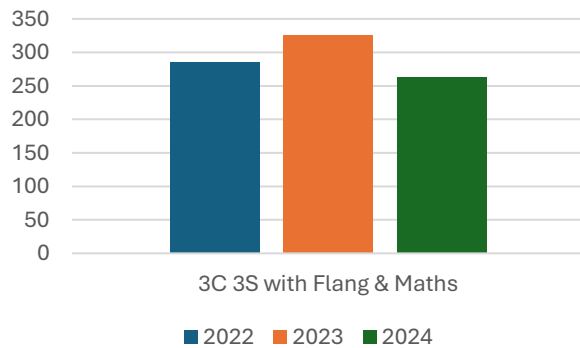
Zonal Education Office

Vavuniya North

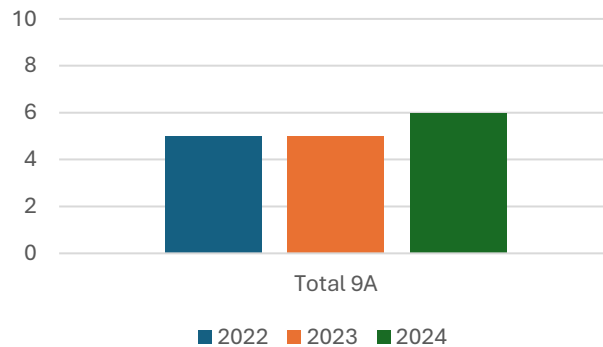
Zonal Summary last 3 years

Indicators	2022	2023	2024(2025)
Total Students Applied (1st)	540	592	567
No Sat for 5 or More Subjects	528	581	561
Qualified for G.C.E(A.L)	351	400	354
Total 9A	5	5	6
Qualified for G.C.E (A.L) %	66.48	68.85	63.1
Failed in All Subjects(Appeared for 6 or more)	14	18	18
Failed in All Subjects(Appeared for 6 or more) %	2.65	3.1	3.21
3C 3S with Flang & Maths	285	326	263
3C 2S with Flang	66	74	91

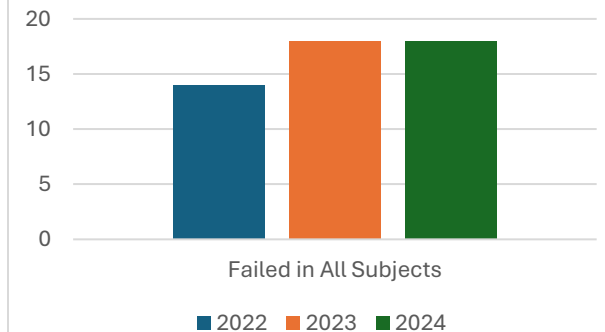
3C 3S with Flang & Maths



Total 9A



Failed in All Subjects



School Summary with last year comparison

School Name	Total Applied	No Sat for 5 or More Subjects	Qualified for G.C.E(A.L)	Failed in All Subjects(Appeared for 6 or more)	(9A)	3C 3S with Flang & Maths	3C 2S with Flang	Qualified for G.C.E (A.L) % 2023	Qualified for G.C.E (A.L) % 2024 (2025)	Increase/Decrease %
SINNADAMPAN BARATHY VID.	11	11	5	1	0	3	2	57.14	45.45	-11.69
KALMDU MAHA VIDY	18	18	11	0	0	9	2	84.62	61.11	-23.51
KANAGARAYANKULAM MAHA VID.	51	50	34	2	1	28	6	75.41	68	-7.41
KIDACHCHURI KARUV.KULAM G.T.M.S	12	12	8	0	0	7	1	66.67	66.67	00
KOVILKUNCHCHUKULAM GTMS	10	10	5	1	0	4	1	62.5	50	-12.5
KOVILPULIYANKULAM MUTHAMIL VID	2	2	2	0	0	2	0	60	100	40
KULAVISUDDAN GTMS	3	3	2	0	0	2	0	85.71	66.67	-19.04
MARAVILUPPAI GTMS	5	5	4	0	0	3	1	50	80	30
MATHARPANIKKAR MAHILKULAM JSV	13	12	7	2	0	4	3	66.67	58.33	-8.34
MATHIYAMADU VIVEKNTHA VID.	8	7	6	0	0	3	3	53.85	85.71	31.86
PADDIKKUDIYIRUPPU GTMS	8	8	2	1	0	0	2	37.5	25	-12.5
NEDUNKENY MAHA VIDDIYALAYAM	59	59	42	4	0	32	10	80.7	71.19	-9.51
OLUMADU TAMIL MAHA VIDYALAYAM	35	35	25	1	1	22	3	56.25	71.43	15.18
NOCHCHIKKULAM NO I JSV	7	7	3	0	0	2	1	50	42.86	-7.14
NOCHCHIMODDAI J.S.VID	22	22	16	0	0	9	7	85	72.73	-12.27
OMANTHI CENTRAL COLLEGE	57	55	33	2	1	27	6	55.93	60	4.07
PANTRIKETHAKULAM GTMS	21	21	13	0	0	5	8	63.64	61.9	-1.74
POOMPUKAR KANNAKI VID	10	10	6	1	0	4	2	38.46	60	21.54
PULIYANKULAM HINDU COLLEGE	29	29	18	0	0	15	3	90.48	62.07	-28.41
PUTHUKKULAM MAHA VID	58	58	46	0	2	35	11	75.41	79.31	3.9
CEMAMADU SHANMUKANANTHA M.V	10	10	8	0	0	6	2	81.82	80	-1.82
SUNTHARAPURAM GTMS	17	17	4	0	0	4	0	75	23.53	-51.47
VIKNESWARA MAHA VIDDIYALAYAM	5	5	5	0	0	5	0	84.62	100	15.38
THAVASIYAKULAM GTMS	14	14	11	0	1	7	4	90.91	78.57	-12.34
SUNTHARAPURAMSARASWATHY VID	28	28	15	0	0	10	5	66.67	53.57	-13.1
MARAVANKULAM BARATHIDASAN VID	21	20	8	1	0	6	2	50	40	-10
THARANIKKULAM GANESH VID	22	22	12	0	0	8	4	70	54.55	-15.45
KARUNKALIKKULAM GTMS	11	11	3	2	0	1	2	50	27.27	-22.73

Zonal Subject wise Summary 2024(2025)

Subject	Applied	Sat	Absent	A	B	C	S	W	Pass	Pass %
SAIVANERY	520	515	5	124	62	103	120	106	409	79.42%
FIRST LANGUAGE TAMIL	567	561	6	69	85	183	134	90	471	83.96%
ENGLISH	567	561	6	23	27	86	155	270	291	51.87%
SCIENCE	567	561	6	39	21	80	188	233	328	58.47%
MATHEMATICS	567	561	6	40	30	79	125	287	274	48.84%
HISTORY	567	561	6	60	44	108	154	195	366	65.24%
CITIZENSHIP EDUCATION& GOVERNANCE	218	216	2	28	31	62	51	44	172	79.63%
MUSIC CARNATIC	352	303	49	47	57	103	79	17	286	94.39%
HEALTH& PHYSICAL EDUCATION	311	308	3	54	79	92	49	34	274	88.96%
GEOGRAPHY	257	253	4	25	47	79	61	41	212	83.79%
APPRECIATION OF TAMIL LITERARY TEXTS	10	10	0	0	1	5	2	2	8	80.00%
INFORMATION& COMMUNICATION TECHNOLOGY	66	66	0	9	12	22	18	5	61	92.42%
CATHOLICISM	47	46	1	9	10	15	7	5	41	89.13%
BUSINESS& ACCOUNTING STUDIES	72	72	0	10	16	22	13	11	61	84.72%
DANCING BHARATHA	50	45	5	1	7	30	7	0	45	100.00%
HOME ECONOMICS (TAMIL)	45	44	1	0	1	14	15	14	30	68.18%
ART	51	49	2	0	0	7	29	13	36	73.47%
COMMUNICATION& MEDIA STUDIES	8	8	0	2	1	2	2	1	7	87.50%
DRAMA & THEATRE TAMIL	103	90	13	24	16	36	13	1	89	98.89%
AGRICULTURE& FOOD TECHNOLOGY	137	135	2	23	17	41	39	15	120	88.89%
SECOND LANGUAGE SINHALA	20	20	0	0	7	6	4	3	17	85.00%
APPRECIATION OF ENGLISH LITERARY TEXTS	1	1	0	0	0	1	0	0	1	100.00%

School wise Subject Summary 2024(2025) – V/Kanakarajankulam MV

Subject	Total Number of Applied	Total Number of Sat	A Pass	B Pass	C Pass	S Pass	W	Total Pass	Total Pass(%) 2024	Total Pass(%) 2023	Increase/Decrease %
Saivanery	45	44	15	4	6	9	10	34	77.27	86.54	-9.27
First Language Tamil	51	50	7	7	19	11	6	44	88	85.25	2.75
English	51	50	1	2	13	14	20	30	60	63.93	-3.93
Science	51	50	4	6	13	13	14	36	72	77.05	-5.05
Mathematics	51	50	4	6	8	11	21	29	58	83.61	-25.61
History	51	50	1	6	10	14	19	31	62	83.61	-21.61
Geography	32	31	6	3	6	8	8	23	74.19	91.43	-17.24
Music Carnatic	24	22	2	6	5	9	0	22	100	100	0
Health& Physical Education	29	28	3	7	12	3	3	25	89.29	96.55	-7.26
Citizenship Education& Governance	12	12	3	4	4	1	0	12	100	90.91	9.09
Communication& Media Studies	2	2	1	1	0	0	0	2	100	#N/A	#N/A
Drama & Theatre Tamil	7	6	3	2	1	0	0	6	100	100	0
Home Economics (Tamil)	8	8	0	0	3	2	3	5	62.5	0	62.5
Catholicism	6	6	2	2	2	0	0	6	100	88.89	11.11
Dancing Bharatha	13	12	0	1	8	3	0	12	100	100	0
Art	7	6	0	0	1	3	2	4	66.67	100	-33.33
Agriculture& Food Technology	9	9	5	0	3	0	1	8	88.89	93.33	-4.44
Business& Accounting Studies	7	7	1	1	2	3	0	7	100	80	20
Information& Communication_Technology	3	3	0	1	2	0	0	3	100	100	0

School wise Subject Summary 2024(2025) – V/Nedunkerny MV

Subject	Total Number of Applied	Total Number of Sat	A Pass	B Pass	C Pass	S Pass	W	Total Pass	Total Pass(%) 2024	Total Pass(%) 2023	Increase/Decrease %
Catholicism	1	1	0	1	0	0	0	1	100	80	20
First Language Tamil	59	59	7	10	20	10	12	47	79.66	87.72	-8.06
English	59	59	3	5	9	16	26	33	55.93	59.65	-3.72
Science	59	59	5	3	12	22	17	42	71.19	66.67	4.52
Mathematics	59	59	6	5	9	13	26	33	55.93	61.4	-5.47
History	59	59	7	6	15	12	19	40	67.8	78.95	-11.15
Citizenship Education& Governance	19	19	0	5	6	3	5	14	73.68	76.92	-3.24
Dancing Bharatha	4	4	1	2	1	0	0	4	100	100	0
Health& Physical Education	32	32	4	10	8	3	7	25	78.13	97.62	-19.49
Saivanery	58	58	15	5	16	14	8	50	86.21	88.46	-2.25
Geography	29	29	4	5	9	5	6	23	79.31	100	-20.69
Music Carnatic	26	23	8	8	3	3	1	22	95.65	76.92	18.73
Information& Communication_Technology	10	10	2	3	4	1	0	10	100	100	0
Drama & Theatre Tamil	20	20	3	4	10	2	1	19	95	100	-5
Agriculture& Food Technology	15	15	2	3	3	5	2	13	86.67	85.71	0.96
Business& Accounting Studies	9	9	0	5	3	1	0	9	100	100	0
Art	9	9	0	0	1	7	1	8	88.89	100	-11.11
Home Economics (Tamil)	2	2	0	0	1	1	0	2	100	80	20
Second Language Sinhala	2	2	0	0	2	0	0	2	100	100	0

School wise Subject Summary 2024(2025) – V/Puliyankulam Hindu College

Subject	Total Number of Applied	Total Number of Sat	A Pass	B Pass	C Pass	S Pass	W	Total Pass	Total Pass(%) 2023	Total Pass(%) 2024	Increase/ Decrease
Saivanery	27	27	8	2	6	6	5	22	100	81.48	-18.52
First Language Tamil	29	29	1	4	10	6	8	21	95.24	72.41	-22.83
English	29	29	0	0	4	12	13	16	90.48	55.17	-35.31
Science	29	29	3	0	8	9	9	20	38.1	68.97	30.87
Mathematics	29	29	2	3	3	8	13	16	80.95	55.17	-25.78
History	29	29	3	0	14	7	5	24	90.48	82.76	-7.72
Geography	22	22	0	3	7	9	3	19	94.12	86.36	-7.76
Drama & Theatre Tamil	12	11	2	1	4	4	0	11	100	100	0
Health& Physical Education	15	15	6	3	3	1	2	13	100	86.67	-13.33
Business& Accounting Studies	7	7	3	3	1	0	0	7	100	100	0
Music Carnatic	15	15	2	1	11	1	0	15	100	100	0
Agriculture& Food Technology	9	9	1	0	4	2	2	7	100	77.78	-22.22
Home Economics (Tamil)	5	5	0	0	2	3	0	5	100	100	0
Catholicism	2	2	0	0	1	1	0	2	#N/A	100	#N/A
Dancing Bharatha	2	2	0	0	2	0	0	2	100	100	0

School wise Subject Summary 2024(2025) – V/Omanthai Central College

Subject	Total Number of Applied	Total Number of Sat	A Pass	B Pass	C Pass	S Pass	W	Total Pass	Total Pass(%) 2023	Total Pass(%) 2024	Increase/ Decrease
Saivanery	54	52	10	11	8	11	12	40	75	76.92	1.92
First Language Tamil	57	55	6	8	17	17	7	48	84.75	87.27	2.52
English	57	55	2	2	4	22	25	30	37.29	54.55	17.26
Science	57	55	3	3	6	23	20	35	59.32	63.64	4.32
Mathematics	57	55	2	4	11	13	25	30	61.02	54.55	-6.47
History	57	55	5	4	2	23	21	34	55.93	61.82	5.89
Business& Accounting Studies	18	18	2	1	4	4	7	11	56.52	61.11	4.59
Art	8	7	0	0	0	4	3	4	100	57.14	-42.86
Information& Communication_Technology	16	16	0	2	6	6	2	14	81.82	87.5	5.68
Geography	20	18	0	0	12	3	3	15	85.71	83.33	-2.38
Drama & Theatre Tamil	20	17	3	2	6	6	0	17	100	100	0
Agriculture& Food Technology	13	12	0	1	1	6	4	8	65.38	66.67	1.29
Catholicism	3	3	1	0	1	1	0	3	85.71	100	14.29
Health& Physical Education	15	15	3	6	3	3	0	15	100	100	0
Citizenship Education& Governance	19	19	4	3	3	5	4	15	86.67	78.95	-7.72
Music Carnatic	20	20	3	4	7	5	1	19	100	95	-5
Home Economics (Tamil)	7	6	0	1	1	3	1	5	100	83.33	-16.67
Dancing Bharatha	9	7	0	3	3	1	0	7	80	100	20
Communication& Media Studies	6	6	1	0	2	2	1	5	100	83.33	-16.67

School wise Subject Summary 2024(2025) – V/Puthukulam MV

Subject	Total Number of Applied	Total Number of Sat	A Pass	B Pass	C Pass	S Pass	W	Total Pass	Total Pass(%) 2023	Total Pass(%) 2024	Increase/ Decrease
Saivanery	55	55	20	5	16	9	5	50	86.54	90.91	4.37
First Language Tamil	58	58	14	16	13	8	7	51	83.61	87.93	4.32
English	58	58	9	5	15	16	13	45	70.49	77.59	7.1
Science	58	58	8	1	10	20	19	39	57.38	67.24	9.86
Mathematics	58	58	11	2	9	13	23	35	65.57	60.34	-5.23
History	58	58	16	5	12	14	11	47	90.16	81.03	-9.13
Citizenship Education& Governance	19	19	5	4	6	3	1	18	100	94.74	-5.26
Music Carnatic	31	30	11	7	4	8	0	30	100	100	0
Agriculture& Food Technology	7	7	0	0	5	2	0	7	76.47	100	23.53
Second Language Sinhala	16	16	0	7	2	4	3	13	100	81.25	-18.75
Information& Communication_Technology	17	17	6	5	3	3	0	17	91.67	100	8.33
Business& Accounting Studies	9	9	3	2	4	0	0	9	92.86	100	7.14
Drama & Theatre Tamil	19	14	6	3	5	0	0	14	100	100	0
Dancing Bharatha	2	2	0	0	2	0	0	2	100	100	0
Health& Physical Education	32	32	10	6	9	6	1	31	83.33	96.88	13.55
Geography	14	14	1	2	6	3	2	12	80	85.71	5.71
Art	6	6	0	0	1	4	1	5	#N/A	83.33	#N/A
Catholicism	3	3	2	1	0	0	0	3	100	100	0
Home Economics (Tamil)	2	2	0	0	0	0	2	0	100	0	-100

School wise Subject Summary 2024(2025) – V/Sinnadampan Barathy Vid.

Subject	Total Number of Applied	Total Number of Sat	A Pass	B Pass	C Pass	S Pass	W	Total Pass	Total Pass(%) 2023	Total Pass(%) 2024	Increase/ Decrease
Saivanery	11	11	0	1	2	6	2	9	90	81.82	-8.18
First Language Tamil	11	11	0	0	4	5	2	9	85.71	81.82	-3.89
English	11	11	0	1	1	3	6	5	28.57	45.45	16.88
Science	11	11	0	0	0	2	9	2	47.62	18.18	-29.44
Mathematics	11	11	0	0	0	4	7	4	52.38	36.36	-16.02
History	11	11	0	0	1	2	8	3	47.62	27.27	-20.35
Citizenship Education & Governance	10	10	2	0	1	4	3	7	78.57	70	-8.57
Music Carnatic	10	9	0	1	4	2	2	7	100	77.78	-22.22
Health & Physical Education	10	10	1	4	2	2	1	9	84.21	90	5.79
Geography	1	1	0	0	1	0	0	1	100	100	0
Appreciation of Tamil Literary Texts	1	1	0	0	0	0	1	0	#N/A	0	#N/A
Information & Communication Technology	1	1	0	0	0	1	0	1	50	100	50

School wise Subject Summary 2024(2025) – V/Vickneswara Maha Vid.

Subject	Total Number of Applied	Total Number of Sat	A Pass	B Pass	C Pass	S Pass	W	Total Pass	Total Pass(%) 2023	Total Pass(%) 2024	Increase/ Decrease
Saivanery	5	5	2	1	2	0	0	5	100	100	0
First Language Tamil	5	5	1	1	3	0	0	5	84.62	100	15.38
English	5	5	0	1	2	1	1	4	46.15	80	33.85
Science	5	5	1	0	1	3	0	5	61.54	100	38.46
Mathematics	5	5	0	3	0	2	0	5	92.31	100	7.69
History	5	5	2	0	3	0	0	5	100	100	0
Geography	5	5	2	1	2	0	0	5	100	100	0
Music Carnatic	5	5	4	1	0	0	0	5	100	100	0
Agriculture& Food Technology	5	5	2	0	3	0	0	5	100	100	0

School wise Subject Summary 2024(2025) – V/Olumadu Tamil Maha Vid.

Subject	Total Number of Applied	Total Number of Sat	A Pass	B Pass	C Pass	S Pass	W	Total Pass	Total Pass(%) 2023	Total Pass(%) 2024	Increase/ Decrease
Saivanery	34	34	14	0	8	6	6	28	78.13	82.35	4.22
First Language Tamil	35	35	7	8	10	6	4	31	78.13	88.57	10.44
English	35	35	2	2	6	7	18	17	12.5	48.57	36.07
Science	35	35	6	3	6	13	7	28	53.13	80	26.87
Mathematics	35	35	6	2	5	9	13	22	37.5	62.86	25.36
History	35	35	6	7	7	6	9	26	53.13	74.29	21.16
Geography	29	29	2	15	5	5	2	27	64.29	93.1	28.81
Drama & Theatre Tamil	16	15	7	3	5	0	0	15	100	100	0
Agriculture& Food Technology	19	19	2	5	4	7	1	18	73.33	94.74	21.41
Art	6	6	0	0	0	2	4	2	100	33.33	-66.67
Health& Physical Education	15	15	4	3	7	0	1	14	66.67	93.33	26.66
Appreciation of Tamil Literary Texts	6	6	0	1	4	1	0	6	83.33	100	16.67
Citizenship Education& Governance	6	6	0	1	2	3	0	6	63.64	100	36.36
Music Carnatic	7	7	4	3	0	0	0	7	100	100	0
Catholicism	1	1	0	1	0	0	0	1	#N/A	100	#N/A
Information& Communication_Technology	1	1	0	0	0	1	0	1	80	100	20

School wise Subject Summary 2024(2025) – V/Tharanikulam Ganesh Vid.

Subject	Total Number of Applied	Total Number of Sat	A Pass	B Pass	C Pass	S Pass	W	Total Pass	Total Pass(%) 2023	Total Pass(%) 2024	Increase/ Decrease
Saivanery	17	17	3	1	1	7	5	12	88.24	70.59	-17.65
First Language Tamil	22	22	1	3	5	10	3	19	85	86.36	1.36
English	22	22	0	0	3	7	12	10	55	45.45	-9.55
Science	22	22	0	0	4	3	15	7	55	31.82	-23.18
Mathematics	22	22	0	0	4	4	14	8	50	36.36	-13.64
History	22	22	1	0	5	7	9	13	70	59.09	-10.91
Citizenship Education& Governance	14	14	2	0	5	3	4	10	66.67	71.43	4.76
Music Carnatic	18	13	0	5	4	4	0	13	100	100	0
Agriculture& Food Technology	7	7	1	1	4	1	0	7	100	100	0
Health& Physical Education	13	13	2	4	4	3	0	13	100	100	0
Business& Accounting Studies	3	3	0	0	1	1	1	2	50	66.67	16.67
Information& Communication_Technology	2	2	0	0	0	1	1	1	42.86	50	7.14
Geography	5	5	0	0	2	2	1	4	100	80	-20
Catholicism	5	5	1	1	2	1	0	5	100	100	0
Dancing Bharatha	3	3	0	0	3	0	0	3	100	100	0
Drama & Theatre Tamil	1	1	0	1	0	0	0	1	#N/A	100	#N/A

School wise Subject Summary 2024(2025) – V/Suntharapuram Saraswathy Vid.

Subject	Total Number of Applied	Total Number of Sat	A Pass	B Pass	C Pass	S Pass	W	Total Pass	Total Pass(%) 2023	Total Pass(%) 2024	Increase/ Decrease
Saivanery	27	27	7	3	3	7	7	20	86.96	74.07	-12.89
First Language Tamil	28	28	3	7	5	6	7	21	88.89	75	-13.89
English	28	28	0	1	3	9	15	13	44.44	46.43	1.99
Science	28	28	0	0	3	9	16	12	40.74	42.86	2.12
Mathematics	28	28	0	1	4	5	18	10	62.96	35.71	-27.25
History	28	28	1	2	5	8	12	16	70.37	57.14	-13.23
Geography	6	6	0	1	3	1	1	5	100	83.33	-16.67
Music Carnatic	20	16	0	1	9	4	2	14	100	87.5	-12.5
Agriculture& Food Technology	13	13	2	2	2	6	1	12	90	92.31	2.31
Citizenship Education& Governance	17	17	2	0	3	6	6	11	71.43	64.71	-6.72
Health& Physical Education	13	13	2	5	4	2	0	13	92.31	100	7.69
Dancing Bharatha	4	4	0	0	4	0	0	4	100	100	0
Home Economics (Tamil)	1	1	0	0	1	0	0	1	100	100	0
Business& Accounting Studies	5	5	0	3	2	0	0	5	53.85	100	46.15
Art	4	4	0	0	1	1	2	2	100	50	-50
Information& Communication_Technology	1	1	0	0	1	0	0	1	100	100	0
Catholicism	1	1	0	0	0	1	0	1	100	100	0

School wise Subject Summary 2024(2025) – V/Maravankulam Barathythasan Vid.

Subject	Total Number of Applied	Total Number of Sat	A Pass	B Pass	C Pass	S Pass	W	Total Pass	Total Pass(%) 2023	Total Pass(%) 2024	Increase/Decrease
Saivanery	19	19	2	2	2	7	6	13	68.18	68.42	0.24
First Language Tamil	21	20	1	2	7	8	2	18	67.86	90	22.14
English	21	20	0	0	0	6	14	6	25	30	5
Science	21	20	0	0	1	9	10	10	46.43	50	3.57
Mathematics	21	20	0	0	5	4	11	9	42.86	45	2.14
History	21	20	0	0	3	3	14	6	53.57	30	-23.57
Business& Accounting Studies	4	4	0	0	2	2	0	4	100	100	0
Music Carnatic	19	14	0	2	11	1	0	14	100	100	0
Information& Communication_Technology	1	1	0	0	0	1	0	1	100	100	0
Citizenship Education& Governance	9	8	0	0	2	2	4	4	50	50	0
Home Economics (Tamil)	10	10	0	0	1	5	4	6	100	60	-40
Geography	8	8	0	1	2	2	3	5	83.33	62.5	-20.83
Health& Physical Education	6	6	0	3	0	1	2	4	70	66.67	-3.33
Agriculture& Food Technology	4	3	0	1	0	1	1	2	50	66.67	16.67
Catholicism	2	1	1	0	0	0	0	1	83.33	100	16.67
Dancing Bharatha	2	1	0	0	1	0	0	1	#N/A	100	#N/A

School wise Subject Summary 2024(2025) – V/Suntharapuram GTMS.

Subject	Total Number of Applied	Total Number of Sat	A Pass	B Pass	C Pass	S Pass	W	Total Pass	Total Pass(%) 2023	Total Pass(%) 2024	Increase/ Decrease
Saivanery	17	17	2	1	2	7	5	12	100	70.59	-29.41
First Language Tamil	17	17	2	1	4	6	4	13	87.5	76.47	-11.03
English	17	17	0	0	2	2	13	4	75	23.53	-51.47
Science	17	17	0	0	2	2	13	4	37.5	23.53	-13.97
Mathematics	17	17	0	1	1	2	13	4	75	23.53	-51.47
History	17	17	1	1	2	2	11	6	75	35.29	-39.71
Citizenship Education& Governance	16	16	2	0	2	5	7	9	100	56.25	-43.75
Art	9	9	0	0	2	7	0	9	100	100	0
Health& Physical Education	11	11	2	0	3	3	3	8	100	72.73	-27.27
Geography	1	1	0	0	0	0	1	0	#N/A	0	#N/A
Music Carnatic	8	6	2	0	1	3	0	6	100	100	0
Agriculture& Food Technology	6	6	0	2	1	3	0	6	100	100	0

School wise Subject Summary 2024(2025) – V/Poompukar Kannaki Vid

Subject	Total Number of Applied	Total Number of Sat	A Pass	B Pass	C Pass	S Pass	W	Total Pass	Total Pass(%) 2023	Total Pass(%) 2024	Increase/ Decrease
Saivanery	10	10	0	0	4	3	3	7	90	70	-20
First Language Tamil	10	10	0	0	6	3	1	9	76.92	90	13.08
English	10	10	0	0	0	3	7	3	15.38	30	14.62
Science	10	10	0	0	0	4	6	4	38.46	40	1.54
Mathematics	10	10	0	0	0	4	6	4	38.46	40	1.54
History	10	10	0	0	0	6	4	6	84.62	60	-24.62
Geography	7	7	0	0	3	2	2	5	87.5	71.43	-16.07
Dancing Bharatha	5	5	0	0	4	1	0	5	100	100	0
Health& Physical Education	10	10	1	4	3	1	1	9	92.31	90	-2.31
Music Carnatic	4	4	0	0	1	1	2	2	33.33	50	16.67
Business& Accounting Studies	3	3	0	0	0	0	3	0	0	0	0
Art	1	1	0	0	1	0	0	1	100	100	0

School wise Subject Summary 2024(2025) – V/Kovilpuliyankulam Muththamil Vid.,

Subject	Total Number of Applied	Total Number of Sat	A Pass	B Pass	C Pass	S Pass	W	Total Pass	Total Pass(%) 2023	Total Pass(%) 2024	Increase/Decrease
Saivanery	2	2	1	1	0	0	0	2	80	100	20
First Language Tamil	2	2	0	1	1	0	0	2	80	100	20
English	2	2	0	0	1	1	0	2	20	100	80
Science	2	2	0	0	1	1	0	2	40	100	60
Mathematics	2	2	0	0	1	1	0	2	80	100	20
History	2	2	0	2	0	0	0	2	60	100	40
Geography	2	2	2	0	0	0	0	2	66.67	100	33.33
Music Carnatic	2	2	0	2	0	0	0	2	100	100	0
Health& Physical Education	2	2	1	1	0	0	0	2	100	100	0

School wise Subject Summary 2024(2025) – V/Panrirkeithakulam GTMS

Subject	Total Number of Applied	Total Number of Sat	A Pass	B Pass	C Pass	S Pass	W	Total Pass	Total Pass(%) 2023	Total Pass(%) 2024	Increase/ Decrease
Catholicism	4	4	0	3	1	0	0	4	100	100	0
First Language Tamil	21	21	2	4	6	8	1	20	86.36	95.24	8.88
English	21	21	0	0	1	5	15	6	59.09	28.57	-30.52
Science	21	21	0	0	1	6	14	7	36.36	33.33	-3.03
Mathematics	21	21	0	0	2	3	16	5	45.45	23.81	-21.64
History	21	21	0	0	5	7	9	12	77.27	57.14	-20.13
Citizenship Education& Governance	16	16	1	3	5	5	2	14	100	87.5	-12.5
Music Carnatic	21	16	0	1	7	8	0	16	100	100	0
Home Economics (Tamil)	4	4	0	0	3	0	1	3	100	75	-25
Saivanery	17	17	3	2	5	3	4	13	84.21	76.47	-7.74
Agriculture& Food Technology	8	8	0	1	4	2	1	7	83.33	87.5	4.17
Information& Communication_Technology	2	2	0	0	0	1	1	1	85.71	50	-35.71
Health& Physical Education	7	7	1	2	4	0	0	7	100	100	0
Geography	5	5	0	0	3	2	0	5	87.5	100	12.5

School wise Subject Summary 2024(2025) – V/Kovilkunchikulam Gtms

Subject	Total Number of Applied	Total Number of Sat	A Pass	B Pass	C Pass	S Pass	W	Total Pass	Total Pass(%) 2023	Total Pass(%) 2024	Increase/ Decrease
Saivanery	10	10	0	3	2	3	2	8	62.5	80	17.5
First Language Tamil	10	10	1	1	4	3	1	9	75	90	15
English	10	10	0	0	0	2	8	2	25	20	-5
Science	10	10	1	0	0	4	5	5	50	50	0
Mathematics	10	10	0	1	1	2	6	4	37.5	40	2.5
History	10	10	3	1	0	5	1	9	87.5	90	2.5
Geography	10	10	0	3	3	2	2	8	87.5	80	-7.5
Music Carnatic	10	9	0	0	2	7	0	9	100	100	0
Health& Physical Education	10	10	2	2	4	0	2	8	100	80	-20

School wise Subject Summary 2024(2025) – V/Matharpanikkar Mahilankulam JSV

Subject	Total Number of Applied	Total Number of Sat	A Pass	B Pass	C Pass	S Pass	W	Total Pass	Total Pass(%) 2023	Total Pass(%) 2024	Increase/ Decrease
Saivanery	13	12	3	3	1	1	4	8	86.67	66.67	-20
First Language Tamil	13	12	0	0	7	1	4	8	73.33	66.67	-6.66
English	13	12	0	1	1	4	6	6	26.67	50	23.33
Science	13	12	0	0	1	7	4	8	40	66.67	26.67
Mathematics	13	12	1	0	0	3	8	4	40	33.33	-6.67
History	13	12	0	1	1	5	5	7	60	58.33	-1.67
Geography	13	12	0	4	3	2	3	9	100	75	-25
Music Carnatic	13	7	0	2	3	1	1	6	100	85.71	-14.29
Health& Physical Education	10	9	2	1	1	2	3	6	88.89	66.67	-22.22
Agriculture& Food Technology	3	3	1	0	1	1	0	3	100	100	0

School wise Subject Summary 2024(2025) – V/NOCHCHIKULAM NO. 01 J.S.VID,

Subject	Total Number of Applied	Total Number of Sat	A Pass	B Pass	C Pass	S Pass	W	Total Pass	Total Pass(%) 2023	Total Pass(%) 2024	Increase/ Decrease
Saivanery	7	7	1	0	2	0	4	3	83.33	42.86	-40.47
First Language Tamil	7	7	1	1	1	0	4	3	83.33	42.86	-40.47
English	7	7	0	1	0	2	4	3	50	42.86	-7.14
Science	7	7	0	1	1	0	5	2	50	28.57	-21.43
Mathematics	7	7	0	0	2	0	5	2	66.67	28.57	-38.1
History	7	7	0	2	0	2	3	4	50	57.14	7.14
Geography	7	7	1	1	2	3	0	7	100	100	0
Music Carnatic	7	6	0	1	1	1	3	3	100	50	-50
Health& Physical Education	2	2	0	0	0	0	2	0	#N/A	0	#N/A
Agriculture& Food Technology	5	5	1	1	0	2	1	4	100	80	-20

School wise Subject Summary 2024(2025) – V/THAVASIYAKULAM GTMS,

Subject	Total Number of Applied	Total Number of Sat	A Pass	B Pass	C Pass	S Pass	W	Total Pass	Total Pass(%) 2023	Total Pass(%) 2024	Increase/ Decrease
Saivanery	12	12	1	4	3	1	3	9	100	75	-25
First Language Tamil	14	14	3	2	5	4	0	14	100	100	0
English	14	14	2	4	4	3	1	13	54.55	92.86	38.31
Science	14	14	1	1	1	7	4	10	72.73	71.43	-1.3
Mathematics	14	14	1	0	4	2	7	7	90.91	50	-40.91
History	14	14	2	0	4	4	4	10	100	71.43	-28.57
Citizenship Education& Governance	14	14	3	4	5	1	1	13	100	92.86	-7.14
Music Carnatic	14	14	2	2	6	4	0	14	100	100	0
Health& Physical Education	14	14	3	4	6	1	0	14	100	100	0
Catholicism	2	2	1	0	0	0	1	1	#N/A	50	#N/A

School wise Subject Summary 2024(2025) – V/KIDACHCHURI KARUVEPANKULAM GOVT. TAMIL MIXED SCHOOL,

Subject	Total Number of Applied	Total Number of Sat	A Pass	B Pass	C Pass	S Pass	W	Total Pass	Total Pass(%) 2023	Total Pass(%) 2024	Increase/ Decrease
Saivanery	11	11	3	1	1	3	3	8	80	72.73	-7.27
First Language Tamil	12	12	4	2	2	0	4	8	66.67	66.67	0
English	12	12	2	2	1	2	5	7	50	58.33	8.33
Science	12	12	4	2	1	2	3	9	66.67	75	8.33
Mathematics	12	12	3	0	2	2	5	7	83.33	58.33	-25
History	12	12	4	1	1	3	3	9	66.67	75	8.33
Geography	5	5	1	1	1	2	0	5	0	100	100
Music Carnatic	11	7	4	1	1	1	0	7	100	100	0
Health& Physical Education	6	6	1	1	0	3	1	5	66.67	83.33	16.66
Catholicism	1	1	0	1	0	0	0	1	100	100	0
Business& Accounting Studies	2	2	0	1	1	0	0	2	100	100	0
Information& Communication_Technology	4	4	1	0	3	0	0	4	100	100	0
Citizenship Education& Governance	4	4	0	1	1	0	2	2	100	50	-50
Agriculture& Food Technology	2	2	0	0	1	1	0	2	0	100	100
Second Language Sinhala	1	1	0	0	1	0	0	1	#N/A	100	#N/A
Appreciation of Tamil Literary Texts	1	1	0	0	1	0	0	1	#N/A	100	#N/A

School wise Subject Summary 2024(2025) – V/KARUNKALIKKULAM GOVT. TAMIL MIXED SCHOOL,

Subject	Total Number of Applied	Total Number of Sat	A Pass	B Pass	C Pass	S Pass	W	Total Pass	Total Pass(%) 2023	Total Pass(%) 2024	Increase/Decrease
Saivanery	6	6	0	0	2	1	3	3	50	50	0
First Language Tamil	11	11	0	0	2	6	3	8	100	72.73	-27.27
English	11	11	0	0	1	1	9	2	0	18.18	18.18
Science	11	11	0	0	0	0	11	0	50	0	-50
Mathematics	11	11	0	0	0	1	10	1	50	9.09	-40.91
History	11	11	0	0	1	1	9	2	50	18.18	-31.82
Citizenship Education& Governance	5	5	0	0	1	1	3	2	100	40	-60
Music Carnatic	10	6	0	0	0	4	2	4	100	66.67	-33.33
Health& Physical Education	9	9	0	0	5	2	2	7	50	77.78	27.78
Catholicism	5	5	0	0	1	1	3	2	100	40	-60
Second Language Sinhala	1	1	0	0	1	0	0	1	#N/A	100	#N/A
Information& Communication_Technology	1	1	0	0	0	0	1	0	#N/A	0	#N/A
Geography	5	5	0	0	1	2	2	3	100	60	-40
Dancing Bharatha	1	1	0	0	0	1	0	1	#N/A	100	#N/A
Home Economics (Tamil)	1	1	0	0	0	0	1	0	#N/A	0	#N/A

School wise Subject Summary 2024(2025) – V/KALMADU MAHA VIDYALAYAM,

Subject	Total Number of Applied	Total Number of Sat	A Pass	B Pass	C Pass	S Pass	W	Total Pass	Total Pass(%) 2023	Total Pass(%) 2024	Increase/ Decrease
Catholicism	2	2	0	0	2	0	0	2	100	100	0
First Language Tamil	18	18	1	5	8	4	0	18	92.31	100	7.69
English	18	18	0	0	3	2	13	5	53.85	27.78	-26.07
Science	18	18	1	0	1	8	8	10	100	55.56	-44.44
Mathematics	18	18	1	1	1	6	9	9	92.31	50	-42.31
History	18	18	1	1	7	6	3	15	84.62	83.33	-1.29
Business& Accounting Studies	2	2	0	0	1	1	0	2	100	100	0
Music Carnatic	12	10	0	4	5	1	0	10	100	100	0
Health& Physical Education	16	16	1	5	7	3	0	16	100	100	0
Saivanery	16	16	3	3	3	6	1	15	90	93.75	3.75
Geography	4	4	0	1	0	2	1	3	100	75	-25
Dancing Bharatha	3	2	0	1	0	1	0	2	100	100	0
Citizenship Education& Governance	12	12	0	3	7	2	0	12	100	100	0
Appreciation of Tamil Literary Texts	2	2	0	0	0	1	1	1	100	50	-50
Home Economics (Tamil)	2	2	0	0	0	0	2	0	100	0	-100
Art	1	1	0	0	0	1	0	1	#N/A	100	#N/A

School wise Subject Summary 2024(2025) – V/NOCHCHIMODDAI J.S.VIDYALAYAM,

Subject	Total Number of Applied	Total Number of Sat	A Pass	B Pass	C Pass	S Pass	W	Total Pass	Total Pass(%) 2023	Total Pass(%) 2024	Increase/ Decrease
Catholicism	9	9	1	0	5	2	1	8	100	88.89	-11.11
First Language Tamil	22	22	2	2	10	4	4	18	90	81.82	-8.18
English	22	22	1	0	6	7	8	14	65	63.64	-1.36
Science	22	22	1	0	4	11	6	16	80	72.73	-7.27
Mathematics	22	22	1	0	4	4	13	9	75	40.91	-34.09
History	22	22	3	4	6	3	6	16	90	72.73	-17.27
Business& Accounting Studies	3	3	1	0	1	1	0	3	88.89	100	11.11
Music Carnatic	20	18	1	3	4	7	3	15	100	83.33	-16.67
Information& Communication_Technology	5	5	0	1	1	3	0	5	100	100	0
Saivanery	13	13	4	1	4	3	1	12	100	92.31	-7.69
Agriculture& Food Technology	8	8	6	0	2	0	0	8	100	100	0
Geography	15	15	1	3	7	4	0	15	100	100	0
Health& Physical Education	6	6	0	0	2	3	1	5	100	83.33	-16.67
Home Economics (Tamil)	3	3	0	0	2	1	0	3	100	100	0
Citizenship Education& Governance	4	4	2	0	2	0	0	4	100	100	0
Dancing Bharatha	2	2	0	0	2	0	0	2	100	100	0

School wise Subject Summary 2024(2025) – V/SHANMUGANANTHA MAHA VIDYALAYAM,

Subject	Total Number of Applied	Total Number of Sat	A Pass	B Pass	C Pass	S Pass	W	Total Pass	Total Pass(%) 2023	Total Pass(%) 2024	Increase/ Decrease
Saivanery	10	10	4	4	0	1	1	9	88.89	90	1.11
First Language Tamil	10	10	3	0	4	2	1	9	90.91	90	-0.91
English	10	10	0	0	4	3	3	7	45.45	70	24.55
Science	10	10	1	0	3	3	3	7	72.73	70	-2.73
Mathematics	10	10	1	0	3	2	4	6	54.55	60	5.45
History	10	10	3	0	2	4	1	9	81.82	90	8.18
Geography	7	7	2	2	1	1	1	6	90.91	85.71	-5.2
Music Carnatic	10	10	1	1	5	3	0	10	100	100	0
Health& Physical Education	5	5	3	0	1	1	0	5	#N/A	100	#N/A
Agriculture& Food Technology	4	4	0	0	3	0	1	3	100	75	-25
Information& Communication_Technology	1	1	0	0	1	0	0	1	#N/A	100	#N/A
Citizenship Education& Governance	3	3	0	0	2	1	0	3	#N/A	100	#N/A

**School wise Subject Summary 2024(2025) – V/MARAE LUPPAI GOVT.
TAMIL MIXED VIDYALAYAM,**

Subject	Total Number of Applied	Total Number of Sat	A Pass	B Pass	C Pass	S Pass	W	Total Pass	Total Pass(%) 2023	Total Pass(%) 2024	Increase/ Decrease
Saivanery	5	5	1	1	1	2	0	5	75	100	25
First Language Tamil	5	5	1	0	2	2	0	5	75	100	25
English	5	5	0	0	1	0	4	1	75	20	-55
Science	5	5	0	0	0	2	3	2	25	40	15
Mathematics	5	5	0	1	0	2	2	3	50	60	10
History	5	5	0	1	1	2	1	4	75	80	5
Geography	5	5	3	1	0	1	0	5	#N/A	100	#N/A
Music Carnatic	5	5	2	1	2	0	0	5	100	100	0
Health& Physical Education	5	5	2	1	1	1	0	5	100	100	0

**School wise Subject Summary 2024(2025) – V/KULAVISUDDAN GOVT.
TAMIL MIXED VIDYALAYA,**

Subject	Total Number of Applied	Total Number of Sat	A Pass	B Pass	C Pass	S Pass	W	Total Pass	Total Pass(%) 2023	Total Pass(%) 2024	Increase/ Decrease
Saivanery	3	3	0	1	0	2	0	3	92.86	100	7.14
First Language Tamil	3	3	0	0	3	0	0	3	92.86	100	7.14
English	3	3	0	0	0	2	1	2	92.86	66.67	-26.19
Science	3	3	0	0	0	2	1	2	85.71	66.67	-19.04
Mathematics	3	3	0	0	0	2	1	2	85.71	66.67	-19.04
History	3	3	0	0	1	1	1	2	92.86	66.67	-26.19
Citizenship Education& Governance	3	3	1	0	1	1	0	3	100	100	0
Music Carnatic	3	3	1	0	2	0	0	3	100	100	0
Health& Physical Education	3	3	0	1	1	1	0	3	100	100	0

Last 6 years Subject wise Pass % - Saivanery

NO	SCHOOL NAME	SAIVANERY					
		2019	2020	2021	2022	2023	2024
1	CEMAMADU SHANMUKANANTHA M.V	60.00	83.33	85.70	100.00	88.89	90.00
2	KALMDU MAHA VIDY	63.64	86.67	60.00	88.89	90.00	93.75
3	KANAGARAYANKULAM MAHA VIDDIYALAYAM	80.39	70.27	86.54	90.48	86.54	77.27
4	KARUNKALIKKULAM GTMS	66.67	83.33	50.00	50.00	50.00	50.00
5	KIDACHCHURI KARUVEPPANKULAM G.T.M.S	71.43	91.67	71.43	80.00	80.00	72.73
6	KOVILKUNCHCHUKULAM GTMS	100.00	66.67	100.00	100.00	62.50	80.00
7	KOVILPULIYANKULAM MUTHTAMIL VID	75.00	80.00	100.00	40.00	80.00	100.00
8	KULAVISUDDAN GTMS	100.00	85.71	100.00	100.00	92.86	100.00
9	MARAVANKULAM BARATHIDASAN VID	68.18	47.37	82.61	65.52	68.18	68.42
10	MARAVILUPPAI GTMS	100.00	100.00	100.00	100.00	75.00	100.00
11	MATHARPANIKKAR MAHILANKULAM JSV	57.14	92.86	72.22	100.00	86.67	66.67
12	MATHIYAMADU VIVEKANANTHA VIDYALAYAM	90.00	66.67	100.00	75.00	91.67	85.71
13	NEDUNKENY MAHA VIDDIYALAYAM	95.74	97.14	74.36	95.83	88.46	86.21
14	NOCHCHIKKULAM NO I JSV	100.00	100.00	75.00	75.00	83.33	42.86
15	NOCHCHIMODDAI J.S.VID	91.67	100.00	100.00	91.67	100.00	92.31
16	OLUMADU TAMIL MAHA VIDYALAYAM	80.00	95.45	88.89	84.38	78.13	82.35
17	OMANTHI CENTRAL COLLEGE	87.50	89.13	81.48	83.33	75.00	76.92
18	PADDIKKUDIYIRUPPU GTMS	47.37	75.00	100.00	100.00	75.00	37.50
19	PANTRIKETHAKULAM GTMS	94.12	100.00	100.00	69.23	84.21	76.47
20	POOMPUKAR KANNAKI VID	92.31	83.13	86.67	100.00	90.00	70.00
21	PULIYANKULAM HINDU COLLEGE	100.00	89.66	84.00	100.00	100.00	81.48
22	PUTHUKKULAM MAHA VID	93.18	95.74	83.93	93.10	86.54	90.91
23	SINNADAMPAN BARATHY VIDDIYALAYAM	55.56	100.00	80.00	90.91	90.00	81.82
24	SUNTHARAPURAM GTMS	100.00	100.00	81.82	100.00	100.00	70.59
25	SUNTHARAPURAMSARASWATHY VID	82.14	96.67	92.00	92.86	86.96	74.07
26	THARANIKKULAM GANESH VID	100.00	100.00	87.50	94.12	88.24	70.59
27	THAVASIYAKULAM GTMS	100.00	100.00	100.00	100.00	100.00	75.00
28	VIKNESWARA MAHA VIDDIYALAYAM	100.00	100.00	75.00	100.00	100.00	100.00

Last 6 years Subject wise Pass % - First Language Tamil

NO	SCHOOL NAME	FIRST LANGUAGE TAMIL					
		2019	2020	2021	2022	2023	2024
1	CEMAMADU SHANMUKANANTHA M.V	80.00	91.67	85.70	100.00	90.91	90.00
2	KALMDU MAHA VIDY	83.33	89.47	61.54	81.82	92.31	100.00
3	KANAGARAYANKULAM MAHA VIDDIYALAYAM	84.48	82.50	83.33	92.31	85.25	88.00
4	KARUNKALIKKULAM GTMS	88.89	90.91	60.00	83.33	100.00	72.73
5	KIDACHCHURI KARUVEPPANKULAM G.T.M.S	77.78	100.00	77.78	100.00	66.67	66.67
6	KOVILKUNCHCHUKULAM GTMS	100.00	66.67	100.00	100.00	75.00	90.00
7	KOVILPULIYANKULAM MUTHTAMIL VID	75.00	100.00	75.00	80.00	80.00	100.00
8	KULAVISUDDAN GTMS	100.00	85.71	100.00	100.00	92.86	100.00
9	MARAVANKULAM BARATHIDASAN VID	70.83	79.17	83.87	90.91	67.86	90.00
10	MARAVILUPPAI GTMS	100.00	66.67	100.00	100.00	75.00	100.00
11	MATHARPANIKKAR MAHILANKULAM JSV	64.29	78.57	77.78	100.00	73.33	66.67
12	MATHIYAMADU VIVEKANANTHA VIDYALAYAM	63.94	66.67	90.91	84.62	92.31	85.71
13	NEDUNKENY MAHA VIDDIYALAYAM	91.84	89.47	86.36	96.15	87.72	79.66
14	NOCHCHIKKULAM NO I JSV	100.00	100.00	100.00	75.00	83.33	42.86
15	NOCHCHIMODDAI J.S.VID	94.12	100.00	100.00	93.75	90.00	81.82
16	OLUMADU TAMIL MAHA VIDYALAYAM	93.75	100.00	96.30	88.24	78.13	88.57
17	OMANTHI CENTRAL COLLEGE	89.13	92.00	89.29	88.46	84.75	87.27
18	PADDIKKUDIYIRUPPU GTMS	47.37	75.00	100.00	100.00	62.50	50.00
19	PANTRIKETHAKULAM GTMS	94.44	100.00	100.00	85.71	86.36	95.24
20	POOMPUKAR KANNAKI VID	100.00	100.00	88.24	100.00	76.92	90.00
21	PULIYANKULAM HINDU COLLEGE	82.61	93.55	83.87	100.00	95.24	72.41
22	PUTHUKKULAM MAHA VID	95.65	98.18	96.61	98.51	83.61	87.93
23	SINNADAMPAN BARATHY VIDDIYALAYAM	66.67	100.00	100.00	90.91	85.71	81.82
24	SUNTHARAPURAM GTMS	100.00	100.00	91.67	91.67	87.50	76.47
25	SUNTHARAPURAMSARASWATHY VID	71.88	94.12	90.00	80.65	88.89	75.00
26	THARANIKKULAM GANESH VID	100.00	90.00	100.00	100.00	85.00	86.36
27	THAVASIYAKULAM GTMS	100.00	100.00	100.00	100.00	100.00	100.00
28	VIKNESWARA MAHA VIDDIYALAYAM	100.00	100.00	100.00	100.00	84.62	100.00

Last 6 years Subject wise Pass % - English

NO	SCHOOL NAME	ENGLISH					
		2019	2020	2021	2022	2023	2024
1	CEMAMADU SHANMUKANANTHA M.V	40.00	33.33	74.80	66.67	45.45	70.00
2	KALMDU MAHA VIDY	16.67	47.37	7.69	9.09	53.85	27.78
3	KANAGARAYANKULAM MAHA VIDDIYALAYAM	60.34	45.00	68.33	59.62	63.93	60.00
4	KARUNKALIKKULAM GTMS	22.22	18.18	30.00	25.00	0.00	18.18
5	KIDACHCHURI KARUVEPPANKULAM G.T.M.S	77.78	57.14	77.78	60.00	50.00	58.33
6	KOVILKUNCHCHUKULAM GTMS	0.00	0.00	0.00	75.00	25.00	20.00
7	KOVILPULIYANKULAM MUTHTAMIL VID	0.00	0.00	50.00	20.00	20.00	100.00
8	KULAVISUDDAN GTMS	57.14	28.57	100.00	50.00	92.86	66.67
9	MARAVANKULAM BARATHIDASAN VID	8.33	8.33	35.48	18.18	25.00	30.00
10	MARAVILUPPAI GTMS	0.00	33.33	50.00	33.33	75.00	20.00
11	MATHARPANIKKAR MAHILANKULAM JSV	0.00	0.00	16.67	55.56	26.67	50.00
12	MATHIYAMADU VIVEKANANTHA VIDYALAYAM	9.09	33.33	36.36	7.69	7.69	71.43
13	NEDUNKENY MAHA VIDDIYALAYAM	34.69	39.47	50.00	42.31	59.65	55.93
14	NOCHCHIKKULAM NO I JSV	33.33	0.00	25.00	75.00	50.00	42.86
15	NOCHCHIMODDAI J.S.VID	58.82	50.00	79.17	87.50	65.00	63.64
16	OLUMADU TAMIL MAHA VIDYALAYAM	6.25	26.09	44.44	44.12	12.50	48.57
17	OMANTHI CENTRAL COLLEGE	34.78	40.00	53.57	48.08	37.29	54.55
18	PADDIKKUDIYIRUPPU GTMS	0.00	0.00	0.00	0.00	25.00	0.00
19	PANTRIKETHAKULAM GTMS	22.22	40.00	50.00	7.14	59.09	28.57
20	POOMPIKAR KANNAKI VID	11.11	57.14	29.41	14.29	15.38	30.00
21	PULIYANKULAM HINDU COLLEGE	13.04	35.48	51.61	65.22	90.48	55.17
22	PUTHUKKULAM MAHA VID	41.30	78.18	74.58	59.70	70.49	77.59
23	SINNADAMPAN BARATHY VIDDIYALAYAM	66.67	0.00	40.00	27.27	28.57	45.45
24	SUNTHARAPURAM GTMS	75.00	100.00	41.67	75.00	75.00	23.53
25	SUNTHARAPURAMSARASWATHY VID	37.50	58.82	70.00	74.19	44.44	46.43
26	THARANIKKULAM GANESH VID	23.53	43.33	44.00	68.18	55.00	45.45
27	THAVASIYAKULAM GTMS	50.00	25.00	71.43	90.00	54.55	92.86
28	VIKNESWARA MAHA VIDDIYALAYAM	71.43	20.00	50.00	100.00	46.15	80.00

Last 6 years Subject wise Pass % - Science

NO	SCHOOL NAME	SCIENCE					
		2019	2020	2021	2022	2023	2024
1	CEMAMADU SHANMUKANANTHA M.V	0.00	33.33	28.57	33.33	72.73	70.00
2	KALMDU MAHA VIDY	25.00	94.74	23.08	36.36	100.00	55.56
3	KANAGARAYANKULAM MAHA VIDDIYALAYAM	63.79	42.50	60.00	55.77	77.05	72.00
4	KARUNKALIKKULAM GTMS	33.33	45.45	10.00	25.00	50.00	0.00
5	KIDACHCHURI KARUVEPPANKULAM G.T.M.S	66.67	92.86	66.67	80.00	66.67	75.00
6	KOVILKUNCHCHUKULAM GTMS	16.67	33.33	25.00	100.00	50.00	50.00
7	KOVILPULIYANKULAM MUTHTAMIL VID	25.00	60.00	50.00	20.00	40.00	100.00
8	KULAVISUDDAN GTMS	85.71	71.43	100.00	100.00	85.71	66.67
9	MARAVANKULAM BARATHIDASAN VID	20.83	12.50	19.35	15.15	46.43	50.00
10	MARAVILUPPAI GTMS	0.00	33.33	100.00	66.67	25.00	40.00
11	MATHARPANIKKAR MAHILANKULAM JSV	21.43	64.29	55.56	88.89	40.00	66.67
12	MATHIYAMADU VIVEKANANTHA VIDYALAYAM	18.18	66.67	54.55	0.00	15.38	42.86
13	NEDUNKENY MAHA VIDDIYALAYAM	40.8244.74	44.74	22.73	59.62	66.67	71.19
14	NOCHCHIKKULAM NO I JSV	33.33	50.00	50.00	100.00	50.00	28.57
15	NOCHCHIMODDAI J.S.VID	70.59	100.00	79.17	68.75	80.00	72.73
16	OLUMADU TAMIL MAHA VIDYALAYAM	6.25	60.87	77.78	35.29	5.13	80.00
17	OMANTHI CENTRAL COLLEGE	36.96	44.00	57.14	36.54	59.32	63.64
18	PADDIKKUDIYIRUPPU GTMS	5.26	25.00	40.00	0.00	25.00	12.50
19	PANTRIKETHAKULAM GTMS	55.56	70.00	68.75	14.29	36.36	33.33
20	POOMPUKAR KANNAKI VID	33.33	71.43	25.53	57.14	38.46	40.00
21	PULIYANKULAM HINDU COLLEGE	39.13	45.16	38.71	82.61	38.10	68.97
22	PUTHUKKULAM MAHA VID	58.70	90.91	88.14	68.66	57.38	67.24
23	SINNADAMPAN BARATHY VIDDIYALAYAM	22.22	37.50	40.00	45.45	47.62	18.18
24	SUNTHARAPURAM GTMS	50.00	83.33	66.67	41.67	37.50	23.53
25	SUNTHARAPURAMSARASWATHY VID	6.25	44.12	46.67	38.71	40.74	42.86
26	THARANIKKULAM GANESH VID	5.88	30.00	28.00	72.73	55.00	31.82
27	THAVASIYAKULAM GTMS	66.67	37.50	100.00	100.00	72.73	71.43
28	VIKNESWARA MAHA VIDDIYALAYAM	71.43	20.00	50.00	66.67	61.54	100.00

Last 6 years Subject wise Pass % - Mathematics

NO	SCHOOL NAME	MATHEMATICS					
		2019	2020	2021	2022	2023	2024
1	CEMAMADU SHANMUKANANTHA M.V	80.00	33.30	57.14	66.67	54.55	60.00
2	KALMDU MAHA VIDY	75.00	94.74	76.92	54.55	92.31	50.00
3	KANAGARAYANKULAM MAHA VIDDIYALAYAM	77.59	47.50	68.33	67.31	83.61	58.00
4	KARUNKALIKKULAM GTMS	55.56	45.45	20.00	16.67	50.00	9.09
5	KIDACHCHURI KARUVEPPANKULAM G.T.M.S	88.89	78.57	88.89	60.00	83.33	58.33
6	KOVILKUNCHCHUKULAM GTMS	0.00	33.33	100.00	100.00	37.50	40.00
7	KOVILPULIYANKULAM MUTHTAMIL VID	50.00	80.00	75.00	40.00	80.00	100.00
8	KULAVISUDDAN GTMS	100.00	57.14	100.00	50.00	85.71	66.67
9	MARAVANKULAM BARATHIDASAN VID	29.17	20.83	38.71	24.24	42.86	45.00
10	MARAVILUPPAI GTMS	0.00	33.33	100.00	66.67	50.00	60.00
11	MATHARPANIKKAR MAHILANKULAM JSV	42.86	28.57	94.44	77.78	40.00	33.33
12	MATHIYAMADU VIVEKANANTHA VIDYALAYAM	18.18	66.67	63.64	53.85	15.38	42.86
13	NEDUNKENY MAHA VIDDIYALAYAM	79.59	63.16	45.45	48.08	61.40	55.93
14	NOCHCHIKKULAM NO I JSV	33.33	0.00	50.00	75.00	66.67	28.57
15	NOCHCHIMODDAI J.S.VID	82.35	43.75	70.83	87.50	75.00	40.91
16	OLUMADU TAMIL MAHA VIDYALAYAM	43.75	60.87	70.37	55.88	37.50	62.86
17	OMANTHI CENTRAL COLLEGE	50.00	54.00	50.00	46.15	61.02	54.55
18	PADDIKKUDIYIRUPPU GTMS	26.32	50.00	60.00	60.00	25.00	12.50
19	PANTRIKETHAKULAM GTMS	61.11	70.00	50.00	21.43	45.45	23.81
20	POOMPUKAR KANNAKI VID	72.22	85.71	41.18	57.14	38.46	40.00
21	PULIYANKULAM HINDU COLLEGE	60.87	58.06	48.39	86.96	80.95	55.17
22	PUTHUKKULAM MAHA VID	80.43	92.73	84.75	80.60	65.57	60.40
23	SINNADAMPAN BARATHY VIDDIYALAYAM	77.78	50.00	80.00	81.82	52.38	36.36
24	SUNTHARAPURAM GTMS	87.50	100.00	83.33	66.67	75.00	23.53
25	SUNTHARAPURAMSARASWATHY VID	25.00	41.18	53.33	38.71	62.96	35.71
26	THARANIKKULAM GANESH VID	88.24	80.00	48.00	63.64	50.00	36.36
27	THAVASIYAKULAM GTMS	83.33	75.00	100.00	70.00	90.91	50.00
28	VIKNESWARA MAHA VIDDIYALAYAM	100.00	80.00	50.00	83.33	92.31	100.00

Last 6 years Subject wise Pass % - History

NO	SCHOOL NAME	HISTORY					
		2019	2020	2021	2022	2023	2024
1	CEMAMADU SHANMUKANANTHA M.V	60.00	50.00	57.14	100.00	81.82	90.00
2	KALMDU MAHA VIDY	50.00	100.00	69.23	72.73	84.62	83.33
3	KANAGARAYANKULAM MAHA VIDDIYALAYAM	86.21	65.00	68.33	75.00	83.61	62.00
4	KARUNKALIKKULAM GTMS	55.56	81.82	50.00	41.67	50.00	18.18
5	KIDACHCHURI KARUVEPPANKULAM G.T.M.S	77.78	92.86	77.78	86.67	66.67	75.00
6	KOVILKUNCHCHUKULAM GTMS	100.00	66.67	25.00	100.00	87.50	90.00
7	KOVILPULIYANKULAM MUTHTAMIL VID	75.00	80.00	100.00	20.00	60.00	100.00
8	KULAVISUDDAN GTMS	100.00	57.14	100.00	100.00	92.86	66.67
9	MARAVANKULAM BARATHIDASAN VID	58.33	62.50	64.52	45.45	53.57	30.00
10	MARAVILUPPAI GTMS	0.00	33.33	100.00	66.67	75.00	80.00
11	MATHARPANIKKAR MAHILANKULAM JSV	42.86	57.14	94.44	77.78	60.00	58.33
12	MATHIYAMADU VIVEKANANTHA VIDYALAYAM	63.64	66.67	72.73	61.54	38.46	85.71
13	NEDUNKENY MAHA VIDDIYALAYAM	67.35	84.21	63.64	65.38	78.95	67.80
14	NOCHCHIKKULAM NO I JSV	66.67	100.00	50.00	75.00	50.00	57.14
15	NOCHCHIMODDAI J.S.VID	94.12	100.00	100.00	93.75	90.00	72.73
16	OLUMADU TAMIL MAHA VIDYALAYAM	75.00	73.91	62.96	50.00	53.13	74.29
17	OMANTHI CENTRAL COLLEGE	41.30	68.00	67.86	51.92	55.92	61.82
18	PADDIKKUDIYIRUPPU GTMS	31.58	25.00	60.00	40.00	62.50	25.00
19	PANTRIKETHAKULAM GTMS	83.33	90.00	75.00	42.86	77.27	57.14
20	POOMPIKAR KANNAKI VID	61.11	71.43	100.00	85.71	84.62	60.00
21	PULIYANKULAM HINDU COLLEGE	56.52	64.52	58.06	91.30	90.48	82.76
22	PUTHUKKULAM MAHA VID	84.78	98.18	83.05	85.07	90.16	81.03
23	SINNADAMPAN BARATHY VIDDIYALAYAM	88.89	75.00	80.00	81.82	47.62	27.27
24	SUNTHARAPURAM GTMS	75.00	100.00	91.67	83.33	75.00	35.29
25	SUNTHARAPURAMSARASWATHY VID	56.25	79.41	90.00	80.65	70.37	57.14
26	THARANIKKULAM GANESH VID	100.00	83.33	84.00	90.91	70.00	59.09
27	THAVASIYAKULAM GTMS	100.00	87.50	100.00	100.00	100.00	71.43
28	VIKNESWARA MAHA VIDDIYALAYAM	100.00	100.00	75.00	83.33	100.00	100.00

Last 6 years Subject wise Pass % - Citizenship Education & Governance

NO	SCHOOL NAME	CITIZENSHIP EDUCATION& GOVERNANCE					
		2019	2020	2021	2022	2023	2024
1	CEMAMADU SHANMUKANANTHA M.V	100.00	75.00	100.00	N/A	N/A	100.00
2	KALMDU MAHA VIDY	50.00	83.33		75.00	100.00	100.00
3	KANAGARAYANKULAM MAHA VIDDIYALAYAM	45.83	55.00	88.89	90.00	90.91	100.00
4	KARUNKALIKKULAM GTMS	N/A	N/A	N/A	57.14	100.00	40.00
5	KIDACHCHURI KARUVEPPANKULAM G.T.M.S	50.00	100.00	50.00	77.78	100.00	50.00
6	KOVILKUNCHCHUKULAM GTMS	N/A	N/A	N/A	N/A	N/A	N/A
7	KOVILPULIYANKULAM MUTHTAMIL VID	N/A	N/A	N/A	N/A	100.00	N/A
8	KULAVISUDDAN GTMS	66.67	N/A	N/A	100.00	100.00	100.00
9	MARAVANKULAM BARATHIDASAN VID	N/A	22.22	84.62	55.56	50.00	50.00
10	MARAVILUPPAI GTMS	100.00	33.33	100.00	66.67	75.00	N/A
11	MATHARPANIKKAR MAHILANKULAM JSV	N/A	N/A	N/A	N/A	N/A	N/A
12	MATHIYAMADU VIVEKANANTHA VIDYALAYAM	72.73	66.67	81.82	61.54	76.92	100.00
13	NEDUNKENY MAHA VIDDIYALAYAM	100.00	88.89	62.50	67.86	76.92	73.68
14	NOCHCHIKKULAM NO I JSV	N/A	N/A	N/A	N/A	N/A	N/A
15	NOCHCHIMODDAI J.S.VID	90.00	100.00	100.00	100.00	100.00	100.00
16	OLUMADU TAMIL MAHA VIDYALAYAM	66.67	100.00	100.00	50.00	63.64	100.00
17	OMANTHI CENTRAL COLLEGE	50.00	78.95	73.33	76.00	86.67	78.95
18	PADDIKKUDIYIRUPPU GTMS	31.58	50.00	100.00	80.00	62.50	75.00
19	PANTRIKETHAKULAM GTMS	81.82	100.00	100.00	40.00	100.00	87.50
20	POOMPUKAR KANNAKI VID	66.67	N/A	100.00	0.00	25.00	N/A
21	PULIYANKULAM HINDU COLLEGE	N/A	N/A	N/A	N/A	N/A	N/A
22	PUTHUKKULAM MAHA VID	90.00	100.00	96.15	81.82	100.00	94.74
23	SINNADAMPAN BARATHY VIDDIYALAYAM	100.00	100.00	100.00	88.89	78.57	70.00
24	SUNTHARAPURAM GTMS	100.00	100.00	83.33	72.73	100.00	56.25
25	SUNTHARAPURAMSARASWATHY VID	25.00	N/A	N/A	68.75	71.43	64.71
26	THARANIKKULAM GANESH VID	100.00	100.00	83.33	87.50	66.67	71.43
27	THAVASIYAKULAM GTMS	100.00	100.00	100.00	75.00	100.00	92.86
28	VIKNESWARA MAHA VIDDIYALAYAM	N/A	N/A	N/A	N/A	N/A	N/A

Last 6 years Subject wise Pass % - Music Carnatic

NO	SCHOOL NAME	MUSIC CARNATIC					
		2019	2020	2021	2022	2023	2024
1	CEMAMADU SHANMUKANANTHA M.V	100.00	N/A	100.00	N/A	100.00	100.00
2	KALMDU MAHA VIDY	100.00	0.00	100.00	75.00	100.00	100.00
3	KANAGARAYANKULAM MAHA VIDDIYALAYAM	100.00	0.00	100.00	100.00	100.00	100.00
4	KARUNKALIKKULAM GTMS	100.00	0.00	100.00	88.89	100.00	66.67
5	KIDACHCHURI KARUVEPPANKULAM G.T.M.S	100.00	0.00	100.00	100.00	100.00	100.00
6	KOVILKUNCHCHUKULAM GTMS	66.67	0.00	100.00	100.00	100.00	100.00
7	KOVILPULIYANKULAM MUTHTAMIL VID	100.00	0.00	100.00	100.00	100.00	100.00
8	KULAVISUDDAN GTMS	100.00	0.00	100.00	100.00	100.00	100.00
9	MARAVANKULAM BARATHIDASAN VID	87.50	0.00	100.00	100.00	100.00	100.00
10	MARAVILUPPAI GTMS	100.00	0.00	100.00	100.00	100.00	100.00
11	MATHARPANIKKAR MAHILANKULAM JSV	83.33	0.00	80.00	100.00	100.00	85.71
12	MATHIYAMADU VIVEKANANTHA VIDYALAYAM	100.00	0.00	100.00	100.00	100.00	100.00
13	NEDUNKENY MAHA VIDDIYALAYAM	100.00	0.00	100.00	93.33	76.92	95.65
14	NOCHCHIKKULAM NO I JSV	100.00	0.00	100.00	100.00	100.00	50.00
15	NOCHCHIMODDAI J.S.VID	100.00	0.00	100.00	100.00	100.00	83.33
16	OLUMADU TAMIL MAHA VIDYALAYAM	100.00	0.00	100.00	100.00	100.00	100.00
17	OMANTHI CENTRAL COLLEGE	92.31	0.00	100.00	100.00	100.00	95.00
18	PADDIKKUDIYIRUPPU GTMS	N/A	N/A	N/A	N/A	N/A	N/A
19	PANTRIKETHAKULAM GTMS	100.00	0.00	100.00	88.89	100.00	100.00
20	POOMPUKAR KANNAKI VID	100.00	0.00	100.00	100.00	33.33	50.00
21	PULIYANKULAM HINDU COLLEGE	100.00	0.00	100.00	100.00	100.00	100.00
22	PUTHUKKULAM MAHA VID	100.00	0.00	N/A	95.83	100.00	100.00
23	SINNADAMPAN BARATHY VIDDIYALAYAM	N/A	N/A	N/A	100.00	100.00	77.78
24	SUNTHARAPURAM GTMS	100.00	0.00	100.00	100.00	100.00	100.00
25	SUNTHARAPURAMSARASWATHY VID	84.38	0.00	94.74	95.45	100.00	87.50
26	THARANIKKULAM GANESH VID	100.00	0.00	100.00	100.00	100.00	100.00
27	THAVASIYAKULAM GTMS	100.00	0.00	100.00	100.00	100.00	100.00
28	VIKNESWARA MAHA VIDDIYALAYAM	100.00	0.00	100.00	100.00	100.00	100.00

Last 6 years Subject wise Pass % - Agriculture & Food Technology

NO	SCHOOL NAME	AGRICULTURE & FOOD TECHNOLOGY					
		2019	2020	2021	2022	2023	2024
1	CEMAMADU SHANMUKANANTHA M.V	80.00	70.00	83.33	0.00	100.00	75.00
2	KALMDU MAHA VIDY	0.00	33.33	0.00	50.00	N/A	N/A
3	KANAGARAYANKULAM MAHA VIDDIYALAYAM	72.22	69.23	71.43	79.17	93.33	88.89
4	KARUNKALIKKULAM GTMS	N/A	N/A	N/A	N/A	N/A	N/A
5	KIDACHCHURI KARUVEPPANKULAM G.T.M.S	100.00	87.50	100.00	91.67	0.00	100.00
6	KOVILKUNCHCHUKULAM GTMS	N/A	N/A	100.00	100.00	N/A	N/A
7	KOVILPULIYANKULAM MUTHTAMIL VID	N/A	N/A	N/A	N/A	N/A	N/A
8	KULAVISUDDAN GTMS	N/A	N/A	N/A	N/A	N/A	N/A
9	MARAVANKULAM BARATHIDASAN VID	9.91	100.00	83.33	73.33	50.00	66.67
10	MARAVILUPPAI GTMS	N/A	N/A	N/A	N/A	N/A	N/A
11	MATHARPANIKKAR MAHILANKULAM JSV	80.00	100.00	100.00	100.00	100.00	100.00
12	MATHIYAMADU VIVEKANANTHA VIDYALAYAM	60.00	50.00	63.64	66.67	100.00	N/A
13	NEDUNKENY MAHA VIDDIYALAYAM	70.00	100.00	61.90	100.00	85.71	86.67
14	NOCHCHIKKULAM NO I JSV	N/A	N/A	N/A	N/A	100.00	80.00
15	NOCHCHIMODDAI J.S.VID	80.00	100.00	100.00	100.00	100.00	100.00
16	OLUMADU TAMIL MAHA VIDYALAYAM	88.89	100.00	100.00	80.00	73.33	94.74
17	OMANTHI CENTRAL COLLEGE	53.85	88.24	66.67	75.00	65.38	66.67
18	PADDIKKUDIYIRUPPU GTMS	N/A	N/A	N/A	N/A	N/A	N/A
19	PANTRIKETHAKULAM GTMS	100.00	100.00	100.00	87.50	83.33	87.50
20	POOMPUKAR KANNAKI VID	N/A	N/A	N/A	N/A	N/A	N/A
21	PULIYANKULAM HINDU COLLEGE	100.00	100.00	83.33	100.00	100.00	77.78
22	PUTHUKKULAM MAHA VID	100.00	100.00	100.00	100.00	76.47	100.00
23	SINNADAMPAN BARATHY VIDDIYALAYAM	100.00	N/A	N/A	100.00	N/A	N/A
24	SUNTHARAPURAM GTMS	N/A	100.00	100.00	100.00	100.00	100.00
25	SUNTHARAPURAMSARASWATHY VID	100.00	100.00	80.00	70.59	90.00	92.31
26	THARANIKKULAM GANESH VID	100.00	100.00	100.00	100.00	100.00	100.00
27	THAVASIYAKULAM GTMS	N/A	N/A	N/A	N/A	N/A	N/A
28	VIKNESWARA MAHA VIDDIYALAYAM	100.00	100.00	75.00	100.00	100.00	100.00

Last 6 years Subject wise Pass % - Second Language Sinhala

NO	SCHOOL NAME	SECOND LANGUAGE SINHALA					
		2019	2020	2021	2022	2023	2024
1	CEMAMADU SHANMUKANANTHA M.V	N/A	N/A	N/A	N/A	N/A	N/A
2	KALMDU MAHA VIDY	N/A	N/A	N/A	N/A	N/A	N/A
3	KANAGARAYANKULAM MAHA VIDDIYALAYAM	N/A	N/A	N/A	N/A	N/A	N/A
4	KARUNKALIKKULAM GTMS	N/A	N/A	N/A	N/A	N/A	100.00
5	KIDACHCHURI KARUVEPPANKULAM G.T.M.S	N/A	N/A	N/A	N/A	N/A	100.00
6	KOVILKUNCHCHUKULAM GTMS	N/A	N/A	N/A	N/A	N/A	N/A
7	KOVILPULIYANKULAM MUTHTAMIL VID	N/A	N/A	N/A	N/A	N/A	N/A
8	KULAVISUDDAN GTMS	N/A	N/A	N/A	N/A	N/A	N/A
9	MARAVANKULAM BARATHIDASAN VID	N/A	N/A	N/A	N/A	N/A	N/A
10	MARAVILUPPAI GTMS	N/A	N/A	N/A	N/A	N/A	N/A
11	MATHARPANIKKAR MAHILANKULAM JSV	N/A	N/A	N/A	N/A	N/A	N/A
12	MATHIYAMADU VIVEKANANTHA VIDYALAYAM	N/A	N/A	N/A	N/A	N/A	N/A
13	NEDUNKENY MAHA VIDDIYALAYAM	N/A	N/A	N/A	100.00	100.00	100.00
14	NOCHCHIKKULAM NO I JSV	N/A	N/A	N/A	N/A	N/A	N/A
15	NOCHCHIMODDAI J.S.VID	N/A	N/A	N/A	N/A	N/A	N/A
16	OLUMADU TAMIL MAHA VIDYALAYAM	N/A	N/A	N/A	N/A	N/A	N/A
17	OMANTHI CENTRAL COLLEGE	N/A	N/A	N/A	100.00	N/A	N/A
18	PADDIKKUDIYIRUPPU GTMS	N/A	N/A	N/A	N/A	N/A	N/A
19	PANTRIKETHAKULAM GTMS	100.00	N/A	100.00	0.00	N/A	N/A
20	POOMPUKAR KANNAKI VID	N/A	N/A	N/A	N/A	N/A	N/A
21	PULIYANKULAM HINDU COLLEGE	N/A	N/A	N/A	N/A	N/A	N/A
22	PUTHUKKULAM MAHA VID	100.00	100.00	100.00	100.00	100.00	81.25
23	SINNADAMPAN BARATHY VIDDIYALAYAM	N/A	N/A	N/A	N/A	N/A	N/A
24	SUNTHARAPURAM GTMS	N/A	N/A	N/A	100.00	N/A	N/A
25	SUNTHARAPURAMSARASWATHY VID	N/A	N/A	N/A	N/A	N/A	N/A
26	THARANIKKULAM GANESH VID	N/A	N/A	N/A	N/A	N/A	N/A
27	THAVASIYAKULAM GTMS	N/A	N/A	N/A	100.00	N/A	N/A
28	VIKNESWARA MAHA VIDDIYALAYAM	N/A	N/A	N/A	N/A	N/A	N/A

Last 6 years Subject wise Pass % - Information & Communication Technology

NO	SCHOOL NAME	INFORMATION & COMMUNICATION TECHNOLOGY					
		2019	2020	2021	2022	2023	2024
1	CEMAMADU SHANMUKANANTHA M.V	N/A	N/A	100.00	N/A	N/A	100.00
2	KALMDU MAHA VIDY	N/A	100.00	100.00	0.00	N/A	N/A
3	KANAGARAYANKULAM MAHA VIDDIYALAYAM	90.91	100.00	80.00	100.00	100.00	100.00
4	KARUNKALIKKULAM GTMS	N/A	N/A	N/A	N/A	N/A	0.00
5	KIDACHCHURI KARUVEPPANKULAM G.T.M.S	100.00	100.00	100.00	100.00	100.00	100.00
6	KOVILKUNCHCHUKULAM GTMS	N/A	N/A	N/A	N/A	N/A	N/A
7	KOVILPULIYANKULAM MUTHTAMIL VID	N/A	N/A	N/A	N/A	N/A	N/A
8	KULAVISUDDAN GTMS	N/A	50.00	100.00	N/A	N/A	N/A
9	MARAVANKULAM BARATHIDASAN VID	100.00	100.00	100.00	66.67	100.00	100.00
10	MARAVILUPPAI GTMS	N/A	N/A	100.00	N/A	N/A	N/A
11	MATHARPANIKKAR MAHILANKULAM JSV	N/A	N/A	N/A	N/A	N/A	N/A
12	MATHIYAMADU VIVEKANANTHA VIDYALAYAM	100.00	100.00	N/A	50.00	N/A	100.00
13	NEDUNKENY MAHA VIDDIYALAYAM	100.00	100.00	66.70	66.67	100.00	100.00
14	NOCHCHIKKULAM NO I JSV	N/A	N/A	N/A	N/A	N/A	N/A
15	NOCHCHIMODDAI J.S.VID	100.00	100.00	100.00	80.00	100.00	100.00
16	OLUMADU TAMIL MAHA VIDYALAYAM	N/A	100.00	100.00	100.00	80.00	100.00
17	OMANTHI CENTRAL COLLEGE	100.00	100.00	100.00	87.50	81.82	87.50
18	PADDIKKUDIYIRUPPU GTMS	N/A	N/A	N/A	N/A	N/A	N/A
19	PANTRIKETHAKULAM GTMS	100.00	100.00	100.00	100.00	85.71	50.00
20	POOMPUKAR KANNAKI VID	100.00	100.00	100.00	50.00	N/A	N/A
21	PULIYANKULAM HINDU COLLEGE	100.00	100.00	100.00	100.00	100.00	N/A
22	PUTHUKKULAM MAHA VID	100.00	100.00	100.00	100.00	91.67	100.00
23	SINNADAMPAN BARATHY VIDDIYALAYAM	50.00	100.00	N/A	N/A	50.00	100.00
24	SUNTHARAPURAM GTMS	100.00	100.00	N/A	N/A	N/A	N/A
25	SUNTHARAPURAMSARASWATHY VID	N/A	N/A	100.00	N/A	100.00	100.00
26	THARANIKKULAM GANESH VID	100.00	55.56	100.00	100.00	42.86	50.00
27	THAVASIYAKULAM GTMS	100.00	N/A	N/A	N/A	N/A	N/A
28	VIKNESWARA MAHA VIDDIYALAYAM	N/A	N/A	N/A	N/A	N/A	N/A

Last 6 years Subject wise Pass % - Geography

NO	SCHOOL NAME	GEOGRAPHY					
		2019	2020	2021	2022	2023	2024
1	CEMAMADU SHANMUKANANTHA M.V	50.00	87.50	75.00	N/A	90.91	85.71
2	KALMDU MAHA VIDY	75.00	100.00	83.33	50.00	100.00	75.00
3	KANAGARAYANKULAM MAHA VIDDIYALAYAM	100.00	100.00	94.12	94.74	91.43	74.19
4	KARUNKALIKKULAM GTMS	88.89	72.73	55.56	75.00	100.00	60.00
5	KIDACHCHURI KARUVEPPANKULAM G.T.M.S	100.00	88.89	100.00	100.00	0.00	100.00
6	KOVILKUNCHCHUKULAM GTMS	83.33	66.67	100.00	100.00	87.50	80.00
7	KOVILPULIYANKULAM MUTHTAMIL VID	100.00	80.00	100.00	40.00	66.67	100.00
8	KULAVISUDDAN GTMS	100.00	85.71	100.00	N/A	100.00	N/A
9	MARAVANKULAM BARATHIDASAN VID	76.19	84.62	87.50	88.89	83.33	62.50
10	MARAVILUPPAI GTMS	N/A	N/A	N/A	N/A	N/A	100.00
11	MATHARPANIKKAR MAHILANKULAM JSV	50.00	71.43	100.00	88.89	100.00	75.00
12	MATHIYAMADU VIVEKANANTHA VIDYALAYAM	N/A	N/A	N/A	N/A	N/A	N/A
13	NEDUNKENY MAHA VIDDIYALAYAM	75.00	92.81	88.89	100.00	100.00	79.31
14	NOCHCHIKKULAM NO I JSV	66.67	100.00	100.00	100.00	100.00	100.00
15	NOCHCHIMODDAI J.S.VID	100.00	100.00	100.00	100.00	100.00	100.00
16	OLUMADU TAMIL MAHA VIDYALAYAM	83.33	100.00	100.00	84.00	64.29	93.10
17	OMANTHI CENTRAL COLLEGE	100.00	100.00	100.00	83.33	85.71	83.33
18	PADDIKKUDIYIRUPPU GTMS	N/A	N/A	N/A	N/A	N/A	N/A
19	PANTRIKETHAKULAM GTMS	100.00	75.00	100.00	87.50	87.50	100.00
20	POOMPUKAR KANNAKI VID	100.00	75.00	83.33	100.00	87.50	71.43
21	PULIYANKULAM HINDU COLLEGE	94.74	93.33	100.00	100.00	94.12	86.36
22	PUTHUKKULAM MAHA VID	86.67	94.12	100.00	100.00	80.00	85.71
23	SINNADAMPAN BARATHY VIDDIYALAYAM	N/A	100.00	100.00	100.00	100.00	100.00
24	SUNTHARAPURAM GTMS	N/A	N/A	N/A	N/A	N/A	0.00
25	SUNTHARAPURAMSARASWATHY VID	87.50	92.59	100.00	83.33	100.00	83.33
26	THARANIKKULAM GANESH VID	100.00	100.00	90.00	100.00	100.00	80.00
27	THAVASIYAKULAM GTMS	N/A	N/A	N/A	N/A	N/A	N/A
28	VIKNESWARA MAHA VIDDIYALAYAM	100.00	100.00	100.00	83.33	100.00	100.00

Last 6 years Subject wise Pass % - Art

NO	SCHOOL NAME	ART					
		2019	2020	2021	2022	2023	2024
1	CEMAMADU SHANMUKANANTHA M.V	0.00	91.67	100.00	66.67	N/A	N/A
2	KALMDU MAHA VIDY	N/A	N/A	N/A	N/A	N/A	100.00
3	KANAGARAYANKULAM MAHA VIDDIYALAYAM	91.67	100.00	100.00	100.00	100.00	66.67
4	KARUNKALIKKULAM GTMS	N/A	N/A	N/A	N/A	N/A	N/A
5	KIDACHCHURI KARUVEPPANKULAM G.T.M.S	N/A	100.00	N/A	N/A	N/A	N/A
6	KOVILKUNCHCHUKULAM GTMS	N/A	N/A	N/A	N/A	N/A	N/A
7	KOVILPULIYANKULAM MUTHTAMIL VID	N/A	N/A	N/A	N/A	N/A	N/A
8	KULAVISUDDAN GTMS	N/A	N/A	N/A	N/A	N/A	N/A
9	MARAVANKULAM BARATHIDASAN VID	100.00	83.33	100.00	66.67	N/A	N/A
10	MARAVILUPPAI GTMS	N/A	N/A	N/A	N/A	N/A	N/A
11	MATHARPANIKKAR MAHILANKULAM JSV	N/A	N/A	N/A	N/A	N/A	N/A
12	MATHIYAMADU VIVEKANANTHA VIDYALAYAM	N/A	N/A	100.00	100.00	100.00	N/A
13	NEDUNKENY MAHA VIDDIYALAYAM	N/A	100.00	100.00	100.00	100.00	88.89
14	NOCHCHIKKULAM NO I JSV	N/A	N/A	N/A	N/A	N/A	N/A
15	NOCHCHIMODDAI J.S.VID	100.00	N/A	N/A	N/A	N/A	N/A
16	OLUMADU TAMIL MAHA VIDYALAYAM	100.00	100.00	100.00	100.00	100.00	33.33
17	OMANTHI CENTRAL COLLEGE	100.00	100.00	100.00	75.00	100.00	57.14
18	PADDIKKUDIYIRUPPU GTMS	N/A	N/A	N/A	N/A	N/A	N/A
19	PANTRIKETHAKULAM GTMS	100.00	N/A	N/A	N/A	N/A	N/A
20	POOMPUKAR KANNAKI VID	100.00	100.00	100.00	0.00	100.00	100.00
21	PULIYANKULAM HINDU COLLEGE	N/A	N/A	N/A	N/A	N/A	N/A
22	PUTHUKKULAM MAHA VID	100.00	100.00	100.00	90.91	N/A	83.33
23	SINNADAMPAN BARATHY VIDDIYALAYAM	N/A	N/A	N/A	N/A	N/A	N/A
24	SUNTHARAPURAM GTMS	N/A	100.00	100.00	100.00	100.00	100.00
25	SUNTHARAPURAMSARASWATHY VID	N/A	100.00	100.00	N/A	100.00	50.00
26	THARANIKKULAM GANESH VID	100.00	100.00	N/A	N/A	N/A	N/A
27	THAVASIYAKULAM GTMS	N/A	100.00	N/A	N/A	N/A	N/A
28	VIKNESWARA MAHA VIDDIYALAYAM	N/A	N/A	N/A	N/A	N/A	N/A

Last 6 years Subject wise Pass % - Catholicism

NO	SCHOOL NAME	CATHOLICISM					
		2019	2020	2021	2022	2023	2024
1	CEMAMADU SHANMUKANANTHA M.V	N/A	N/A	N/A	N/A	100.00	N/A
2	KALMDU MAHA VIDY	100.00	100.00	66.67	100.00	100.00	100.00
3	KANAGARAYANKULAM MAHA VIDDIYALAYAM	85.71	100.00	100.00	80.00	88.89	100.00
4	KARUNKALIKKULAM GTMS	100.00	100.00	100.00	100.00	100.00	N/A
5	KIDACHCHURI KARUVEPPANKULAM G.T.M.S	100.00	100.00	100.00	N/A	100.00	100.00
6	KOVILKUNCHCHUKULAM GTMS	N/A	N/A	N/A	N/A	N/A	N/A
7	KOVILPULIYANKULAM MUTHTAMIL VID	N/A	N/A	N/A	N/A	N/A	N/A
8	KULAVISUDDAN GTMS	N/A	N/A	N/A	N/A	N/A	N/A
9	MARAVANKULAM BARATHIDASAN VID	100.00	80.00	75.00	100.00	83.33	100.00
10	MARAVILUPPAI GTMS	N/A	N/A	N/A	0.00	N/A	N/A
11	MATHARPANIKKAR MAHILANKULAM JSV	N/A	N/A	N/A	N/A	N/A	N/A
12	MATHIYAMADU VIVEKANANTHA VIDYALAYAM	100.00	N/A	N/A	100.00	100.00	N/A
13	NEDUNKENY MAHA VIDDIYALAYAM	100.00	100.00	N/A	100.00	80.00	100.00
14	NOCHCHIKKULAM NO I JSV	N/A	N/A	N/A	N/A	N/A	N/A
15	NOCHCHIMODDAI J.S.VID	100.00	100.00	100.00	100.00	100.00	88.89
16	OLUMADU TAMIL MAHA VIDYALAYAM	100.00	100.00	N/A	100.00	N/A	100.00
17	OMANTHI CENTRAL COLLEGE	83.33	100.00	100.00	75.00	85.71	100.00
18	PADDIKKUDIYIRUPPU GTMS	N/A	N/A	N/A	N/A	N/A	N/A
19	PANTRIKETHAKULAM GTMS	100.00	N/A	100.00	0.00	100.00	100.00
20	POOMPUKAR KANNAKI VID	100.00	100.00	100.00	100.00	100.00	N/A
21	PULIYANKULAM HINDU COLLEGE	100.00	100.00	66.67	100.00	N/A	100.00
22	PUTHUKKULAM MAHA VID	100.00	100.00	100.00	100.00	100.00	100.00
23	SINNADAMPAN BARATHY VIDDIYALAYAM	N/A	N/A	N/A	N/A	N/A	N/A
24	SUNTHARAPURAM GTMS	N/A	0.00	100.00	33.33	100.00	N/A
25	SUNTHARAPURAMSARASWATHY VID	75.00	100.00	80.00	33.30	100.00	100.00
26	THARANIKKULAM GANESH VID	100.00	N/A	100.00	100.00	100.00	100.00
27	THAVASIYAKULAM GTMS	100.00	N/A	N/A	0.00	N/A	50.00
28	VIKNESWARA MAHA VIDDIYALAYAM	N/A	N/A	N/A	N/A	N/A	N/A

Last 6 years Subject wise Pass % - Health & Physical Education

NO	SCHOOL NAME	HEALTH & PHYSICAL EDUCATION					
		2019	2020	2021	2022	2023	2024
1	CEMAMADU SHANMUKANANTHA M.V	N/A	100.00		100.00	N/A	100.00
2	KALMDU MAHA VIDY	100.00	100.00	77.78	87.50	100.00	100.00
3	KANAGARAYANKULAM MAHA VIDDIYALAYAM	83.33	95.00	96.00	100.00	96.55	89.29
4	KARUNKALIKKULAM GTMS	100.00	88.89	88.89	80.00	50.00	77.78
5	KIDACHCHURI KARUVEPPANKULAM G.T.M.S	80.00	100.00	80.00	100.00	66.67	83.33
6	KOVILKUNCHCHUKULAM GTMS	83.33	66.67	66.67	100.00	100.00	80.00
7	KOVILPULIYANKULAM MUTHTAMIL VID	75.00	100.00	100.00	60.00	100.00	100.00
8	KULAVISUDDAN GTMS	100.00	100.00	N/A	100.00	100.00	100.00
9	MARAVANKULAM BARATHIDASAN VID	54.55	42.86	69.23	71.43	70.00	66.67
10	MARAVILUPPAI GTMS	100.00	66.67	N/A	100.00	100.00	100.00
11	MATHARPANIKKAR MAHILANKULAM JSV	40.00	100.00	85.71	N/A	88.89	66.67
12	MATHIYAMADU VIVEKANANTHA VIDYALAYAM	N/A	N/A	N/A	80.00	90.00	83.33
13	NEDUNKENY MAHA VIDDIYALAYAM	100.00	93.75	84.62	89.47	97.62	N/A
14	NOCHCHIKKULAM NO I JSV	100.00	100.00	100.00	100.00	N/A	0.00
15	NOCHCHIMODDAI J.S.VID	100.00	100.00	100.00	100.00	100.00	83.33
16	OLUMADU TAMIL MAHA VIDYALAYAM	100.00	100.00	100.00	77.78	66.67	93.33
17	OMANTHI CENTRAL COLLEGE	54.55	100.00	81.82	71.43	100.00	100.00
18	PADDIKKUDIYIRUPPU GTMS	63.16	100.00	100.00	100.00	62.50	87.50
19	PANTRIKETHAKULAM GTMS	100.00	N/A	100.00	33.33	100.00	100.00
20	POOMPUKAR KANNAKI VID	100.00	80.00	92.86	100.00	92.31	90.00
21	PULIYANKULAM HINDU COLLEGE	66.67	95.24	100.00	100.00	100.00	86.67
22	PUTHUKKULAM MAHA VID	95.45	100.00	97.37	96.55	83.33	96.88
23	SINNADAMPAN BARATHY VIDDIYALAYAM	100.00	100.00	80.00	100.00	84.21	90.00
24	SUNTHARAPURAM GTMS	100.00	100.00	90.00	100.00	100.00	72.73
25	SUNTHARAPURAMSARASWATHY VID	78.26	94.12	100.00	100.00	92.31	100.00
26	THARANIKKULAM GANESH VID	100.00	100.00	100.00	100.00	100.00	100.00
27	THAVASIYAKULAM GTMS	100.00	N/A	100.00	80.00	100.00	100.00
28	VIKNESWARA MAHA VIDDIYALAYAM	N/A	N/A	N/A	N/A	N/A	N/A

Last 6 years Subject wise Pass % - Drama & Theatre Tamil

NO	SCHOOL NAME	DRAMA & THEATRE TAMIL					
		2019	2020	2021	2022	2023	2024
1	CEMAMADU SHANMUKANANTHA M.V	N/A	N/A	N/A	N/A	N/A	N/A
2	KALMDU MAHA VIDY	88.90	0.00	100.00	N/A	N/A	N/A
3	KANAGARAYANKULAM MAHA VIDDIYALAYAM	100.00	0.00	100.00	100.00	100.00	100.00
4	KARUNKALIKKULAM GTMS	N/A	N/A	N/A	N/A	N/A	N/A
5	KIDACHCHURI KARUVEPPANKULAM G.T.M.S	N/A	N/A	N/A	N/A	N/A	N/A
6	KOVILKUNCHCHUKULAM GTMS	N/A	N/A	N/A	N/A	N/A	N/A
7	KOVILPULIYANKULAM MUTHTAMIL VID	N/A	N/A	N/A	N/A	N/A	N/A
8	KULAVISUDDAN GTMS	N/A	N/A	N/A	N/A	N/A	N/A
9	MARAVANKULAM BARATHIDASAN VID	N/A	N/A	N/A	N/A	N/A	N/A
10	MARAVILUPPAI GTMS	N/A	N/A	N/A	N/A	N/A	N/A
11	MATHARPANIKKAR MAHILANKULAM JSV	N/A	N/A	N/A	N/A	N/A	N/A
12	MATHIYAMADU VIVEKANANTHA VIDYALAYAM	N/A	N/A	N/A	N/A	N/A	N/A
13	NEDUNKENY MAHA VIDDIYALAYAM	100.00	0.00	N/A	100.00	100.00	95.00
14	NOCHCHIKKULAM NO I JSV	N/A	N/A	N/A	N/A	N/A	N/A
15	NOCHCHIMODDAI J.S.VID	N/A	N/A	N/A	N/A	N/A	N/A
16	OLUMADU TAMIL MAHA VIDYALAYAM	100.00	0.00	100.00	N/A	100.00	100.00
17	OMANTHI CENTRAL COLLEGE	92.86	0.00	100.00	100.00	100.00	100.00
18	PADDIKKUDIYIRUPPU GTMS	94.74	0.00	100.00	100.00	100.00	100.00
19	PANTRIKETHAKULAM GTMS	N/A	N/A	N/A	N/A	N/A	N/A
20	POOMPUKAR KANNAKI VID	N/A	N/A	N/A	N/A	N/A	N/A
21	PULIYANKULAM HINDU COLLEGE	100.00	0.00	100.00	100.00	100.00	100.00
22	PUTHUKKULAM MAHA VID	100.00	0.00	100.00	100.00	100.00	100.00
23	SINNADAMPAN BARATHY VIDDIYALAYAM	100.00	0.00	100.00	N/A	N/A	N/A
24	SUNTHARAPURAM GTMS	N/A	N/A	N/A	N/A	N/A	N/A
25	SUNTHARAPURAMSARASWATHY VID	N/A	N/A	N/A	N/A	N/A	N/A
26	THARANIKKULAM GANESH VID	N/A	N/A	N/A	N/A	N/A	100.00
27	THAVASIYAKULAM GTMS	N/A	N/A	N/A	N/A	N/A	N/A
28	VIKNESWARA MAHA VIDDIYALAYAM	N/A	N/A	N/A	N/A	N/A	N/A

Last 6 years Subject wise Pass % - Home Economics

NO	SCHOOL NAME	HOME ECONOMICS					
		2019	2020	2021	2022	2023	2024
1	CEMAMADU SHANMUKANANTHA M.V	N/A	N/A	N/A	N/A	N/A	N/A
2	KALMDU MAHA VIDY	75.00	100.00	100.00	N/A	100.00	0.00
3	KANAGARAYANKULAM MAHA VIDDIYALAYAM	100.00	100.00	83.33	100.00	0.00	62.50
4	KARUNKALIKKULAM GTMS	N/A	100.00	0.00	50.00	N/A	0.00
5	KIDACHCHURI KARUVEPPANKULAM G.T.M.S	50.00	100.00	50.00	N/A	N/A	N/A
6	KOVILKUNCHCHUKULAM GTMS	N/A	N/A	N/A	N/A	N/A	N/A
7	KOVILPULIYANKULAM MUTHTAMIL VID	N/A	N/A	N/A	N/A	N/A	N/A
8	KULAVISUDDAN GTMS	N/A	N/A	N/A	N/A	N/A	N/A
9	MARAVANKULAM BARATHIDASAN VID	N/A	100.00	100.00	100.00	100.00	60.00
10	MARAVILUPPAI GTMS	N/A	N/A	N/A	N/A	N/A	N/A
11	MATHARPANIKKAR MAHILANKULAM JSV	50.00	100.00	0.00	100.00	100.00	N/A
12	MATHIYAMADU VIVEKANANTHA VIDYALAYAM	N/A	N/A	N/A	N/A	N/A	N/A
13	NEDUNKENY MAHA VIDDIYALAYAM	100.00	83.33	100.00	N/A	80.00	100.00
14	NOCHCHIKKULAM NO I JSV	N/A	N/A	N/A	N/A	N/A	N/A
15	NOCHCHIMODDAI J.S.VID	66.67	100.00	100.00	0.00	100.00	100.00
16	OLUMADU TAMIL MAHA VIDYALAYAM	N/A	N/A	N/A	75.00	N/A	N/A
17	OMANTHI CENTRAL COLLEGE	76.92	100.00	100.00	80.00	100.00	83.33
18	PADDIKKUDIYIRUPPU GTMS	N/A	N/A	N/A	N/A	N/A	N/A
19	PANTRIKETHAKULAM GTMS	100.00	N/A	100.00	100.00	100.00	75.00
20	POOMPUKAR KANNAKI VID	N/A	N/A	N/A	N/A	N/A	N/A
21	PULIYANKULAM HINDU COLLEGE	100.00	100.00	100.00	N/A	100.00	100.00
22	PUTHUKKULAM MAHA VID	100.00	100.00	100.00	100.00	100.00	0.00
23	SINNADAMPAN BARATHY VIDDIYALAYAM	N/A	N/A	N/A	N/A	N/A	N/A
24	SUNTHARAPURAM GTMS	N/A	N/A	N/A	N/A	N/A	N/A
25	SUNTHARAPURAMSARASWATHY VID	66.67	N/A	N/A	N/A	100.00	100.00
26	THARANIKKULAM GANESH VID	80.00	N/A	N/A	N/A	N/A	N/A
27	THAVASIYAKULAM GTMS	N/A	N/A	N/A	N/A	N/A	N/A
28	VIKNESWARA MAHA VIDDIYALAYAM	N/A	N/A	N/A	N/A	N/A	N/A

Last 6 years Subject wise Pass % - Business & Accounting

NO	SCHOOL NAME	BUSINESS & ACCOUNTING					
		2019	2020	2021	2022	2023	2024
1	CEMAMADU SHANMUKANANTHA M.V	N/A	N/A	N/A	N/A	N/A	N/A
2	KALMDU MAHA VIDY	83.33	100.00	0.00	100.00	N/A	100.00
3	KANAGARAYANKULAM MAHA VIDDIYALAYAM	100.00	100.00	100.00	100.00	80.00	100.00
4	KARUNKALIKKULAM GTMS	N/A	N/A	100.00	N/A	N/A	N/A
5	KIDACHCHURI KARUVEPPANKULAM G.T.M.S	66.67	100.00	66.67	100.00	N/A	100.00
6	KOVILKUNCHCHUKULAM GTMS	N/A	N/A	N/A	N/A	N/A	N/A
7	KOVILPULIYANKULAM MUTHTAMIL VID	N/A	N/A	N/A	N/A	N/A	N/A
8	KULAVISUDDAN GTMS	N/A	N/A	N/A	N/A	N/A	N/A
9	MARAVANKULAM BARATHIDASAN VID	33.33	50.00	100.00	83.33	100.00	100.00
10	MARAVILUPPAI GTMS	N/A	N/A	N/A	N/A	N/A	N/A
11	MATHARPANIKKAR MAHILANKULAM JSV	N/A	N/A	N/A	N/A	N/A	N/A
12	MATHIYAMADU VIVEKANANTHA VIDYALAYAM	N/A	N/A	N/A	N/A	N/A	N/A
13	NEDUNKENY MAHA VIDDIYALAYAM	100.00	66.67	33.33	83.33	100.00	100.00
14	NOCHCHIKKULAM NO I JSV	N/A	N/A	N/A	N/A	N/A	N/A
15	NOCHCHIMODDAI J.S.VID	100.00	100.00	75.00	100.00	88.89	100.00
16	OLUMADU TAMIL MAHA VIDYALAYAM	100.00	N/A	100.00	N/A	N/A	N/A
17	OMANTHI CENTRAL COLLEGE	85.71	100.00	87.50	100.00	56.52	61.11
18	PADDIKKUDIYIRUPPU GTMS	N/A	N/A	N/A	N/A	N/A	N/A
19	PANTRIKETHAKULAM GTMS	N/A	N/A	N/A	N/A	N/A	N/A
20	POOMPUKAR KANNAKI VID	100.00	100.00	66.67	100.00	0.00	0.00
21	PULIYANKULAM HINDU COLLEGE	100.00	100.00	100.00	100.00	100.00	100.00
22	PUTHUKKULAM MAHA VID	N/A	95.65	N/A	91.30	92.86	100.00
23	SINNADAMPAN BARATHY VIDDIYALAYAM	N/A	N/A	N/A	N/A	N/A	N/A
24	SUNTHARAPURAM GTMS	N/A	N/A	N/A	N/A	N/A	N/A
25	SUNTHARAPURAMSARASWATHY VID	37.50	85.71	77.78	77.78	53.85	100.00
26	THARANIKKULAM GANESH VID	100.00	100.00	100.00	75.00	50.00	66.67
27	THAVASIYAKULAM GTMS	N/A	N/A	N/A	N/A	N/A	N/A
28	VIKNESWARA MAHA VIDDIYALAYAM	N/A	N/A	N/A	N/A	N/A	N/A

Last 6 years Subject wise Pass % - Dancing Bharatha

NO	SCHOOL NAME	DANCING BHARATHA					
		2019	2020	2021	2022	2023	2024
1	CEMAMADU SHANMUKANANTHA M.V	N/A	N/A	N/A	N/A	N/A	N/A
2	KALMDU MAHA VIDY	100.00	0.00	100.00	N/A	100.00	
3	KANAGARAYANKULAM MAHA VIDDIYALAYAM	100.00	0.00	100.00	100.00	100.00	100.00
4	KARUNKALIKKULAM GTMS	N/A	N/A	N/A	N/A	N/A	100.00
5	KIDACHCHURI KARUVEPPANKULAM G.T.M.S	100.00		100.00	100.00	N/A	N/A
6	KOVILKUNCHCHUKULAM GTMS	N/A	N/A	N/A	N/A	N/A	N/A
7	KOVILPULIYANKULAM MUTHTAMIL VID	N/A	N/A	N/A	N/A	N/A	N/A
8	KULAVISUDDAN GTMS	N/A	N/A	N/A	N/A	N/A	N/A
9	MARAVANKULAM BARATHIDASAN VID	N/A	0.00	100.00	100.00	N/A	100.00
10	MARAVILUPPAI GTMS	N/A	N/A	N/A	N/A	N/A	N/A
11	MATHARPANIKKAR MAHILANKULAM JSV	100.00	0.00	N/A	N/A	N/A	N/A
12	MATHIYAMADU VIVEKANANTHA VIDYALAYAM	N/A	N/A	N/A	N/A	N/A	N/A
13	NEDUNKENY MAHA VIDDIYALAYAM	100.00	0.00	100.00	100.00	100.00	100.00
14	NOCHCHIKKULAM NO I JSV	N/A	N/A	N/A	N/A	N/A	N/A
15	NOCHCHIMODDAI J.S.VID	100.00	0.00	100.00	100.00	100.00	100.00
16	OLUMADU TAMIL MAHA VIDYALAYAM	100.00	0.00	100.00	100.00	100.00	N/A
17	OMANTHI CENTRAL COLLEGE	100.00	0.00	100.00	100.00	80.00	100.00
18	PADDIKKUDIYIRUPPU GTMS	N/A	N/A	N/A	N/A	N/A	N/A
19	PANTRIKETHAKULAM GTMS	N/A	N/A	N/A	N/A	N/A	N/A
20	POOMPUKAR KANNAKI VID	100.00	N/A	100.00	100.00	100.00	100.00
21	PULIYANKULAM HINDU COLLEGE	100.00	N/A	100.00	N/A	100.00	100.00
22	PUTHUKKULAM MAHA VID	N/A	0.00	100.00	100.00	100.00	100.00
23	SINNADAMPAN BARATHY VIDDIYALAYAM	N/A	N/A	N/A	N/A	N/A	N/A
24	SUNTHARAPURAM GTMS	N/A	N/A	N/A	N/A	N/A	N/A
25	SUNTHARAPURAMSARASWATHY VID	N/A	N/A	N/A	100.00	100.00	100.00
26	THARANIKKULAM GANESH VID	0.00	0.00	100.00	100.00	100.00	100.00
27	THAVASIYAKULAM GTMS	100.00	N/A	N/A	N/A	N/A	N/A
28	VIKNESWARA MAHA VIDDIYALAYAM	N/A	N/A	N/A	N/A	N/A	N/A

Last 6 years Subject wise Pass % - Appreciation of Tamil Literary TeN/Ats

NO	SCHOOL NAME	APPRECIATION OF TAMIL LITERARY TEN/ATS					
		2019	2020	2021	2022	2023	2024
1	CEMAMADU SHANMUKANANTHA M.V	N/A	N/A	N/A	N/A	N/A	N/A
2	KALMDU MAHA VIDY	N/A	100.00		75.00	N/A	50.00
3	KANAGARAYANKULAM MAHA VIDDIYALAYAM	N/A	N/A	N/A	N/A	N/A	N/A
4	KARUNKALIKKULAM GTMS	N/A	N/A	N/A	N/A	N/A	N/A
5	KIDACHCHURI KARUVEPPANKULAM G.T.M.S	N/A	N/A	N/A	N/A	N/A	100.00
6	KOVILKUNCHCHUKULAM GTMS	N/A	N/A	N/A	N/A	N/A	N/A
7	KOVILPULIYANKULAM MUTHTAMIL VID	N/A	N/A	N/A	N/A	N/A	N/A
8	KULAVISUDDAN GTMS	N/A	N/A	N/A	N/A	N/A	N/A
9	MARAVANKULAM BARATHIDASAN VID	N/A	N/A	N/A	N/A	N/A	N/A
10	MARAVILUPPAI GTMS	N/A	N/A	N/A	N/A	N/A	N/A
11	MATHARPANIKKAR MAHILANKULAM JSV	N/A	N/A	N/A	N/A	N/A	N/A
12	MATHIYAMADU VIVEKANANTHA VIDYALAYAM	N/A	N/A	N/A	N/A	N/A	100.00
13	NEDUNKENY MAHA VIDDIYALAYAM	N/A	N/A	N/A	100.00	N/A	N/A
14	NOCHCHIKKULAM NO I JSV	N/A	N/A	N/A	N/A	N/A	N/A
15	NOCHCHIMODDAI J.S.VID	N/A	100.00	N/A	N/A	N/A	N/A
16	OLUMADU TAMIL MAHA VIDYALAYAM	100.00	75.00	71.43	N/A	83.33	100.00
17	OMANTHI CENTRAL COLLEGE	N/A	N/A	N/A	100.00	40.00	N/A
18	PADDIKKUDIYIRUPPU GTMS	N/A	N/A	N/A	N/A	N/A	N/A
19	PANTRIKETHAKULAM GTMS	N/A	N/A	N/A	N/A	N/A	N/A
20	POOMPUKAR KANNAKI VID	N/A	N/A	N/A	N/A	N/A	N/A
21	PULIYANKULAM HINDU COLLEGE	N/A	N/A	N/A	N/A	N/A	N/A
22	PUTHUKKULAM MAHA VID	N/A	N/A	N/A	N/A	N/A	N/A
23	SINNADAMPAN BARATHY VIDDIYALAYAM	N/A	N/A	N/A	N/A	N/A	0.00
24	SUNTHARAPURAM GTMS	N/A	N/A	N/A	N/A	N/A	N/A
25	SUNTHARAPURAMSARASWATHY VID	N/A	N/A	N/A	N/A	N/A	N/A
26	THARANIKKULAM GANESH VID	N/A	N/A	N/A	N/A	N/A	N/A
27	THAVASIYAKULAM GTMS	N/A	N/A	N/A	N/A	N/A	N/A
28	VIKNESWARA MAHA VIDDIYALAYAM	N/A	N/A	N/A	N/A	N/A	N/A

Last 6 years Subject wise Pass % - Communication& Media Studies

NO	SCHOOL NAME	COMMUNICATION& MEDIA STUDIES					
		2019	2020	2021	2022	2023	2024
1	CEMAMADU SHANMUKANANTHA M.V	N/A	N/A	N/A	N/A	N/A	N/A
2	KALMDU MAHA VIDY	N/A	N/A	N/A	N/A	N/A	N/A
3	KANAGARAYANKULAM MAHA VIDDIYALAYAM	100.00	N/A	100.00	100.00	N/A	100.00
4	KARUNKALIKKULAM GTMS	N/A	N/A	N/A	N/A	N/A	N/A
5	KIDACHCHURI KARUVEPPANKULAM G.T.M.S	N/A	N/A	N/A	N/A	N/A	N/A
6	KOVILKUNCHCHUKULAM GTMS	N/A	N/A	N/A	N/A	N/A	N/A
7	KOVILPULIYANKULAM MUTHTAMIL VID	N/A	N/A	N/A	N/A	N/A	N/A
8	KULAVISUDDAN GTMS	N/A	N/A	N/A	N/A	N/A	N/A
9	MARAVANKULAM BARATHIDASAN VID	N/A	N/A	N/A	N/A	N/A	N/A
10	MARAVILUPPAI GTMS	N/A	N/A	N/A	N/A	N/A	N/A
11	MATHARPANIKKAR MAHILANKULAM JSV	N/A	N/A	N/A	N/A	N/A	N/A
12	MATHIYAMADU VIVEKANANTHA VIDYALAYAM	N/A	N/A	N/A	N/A	N/A	N/A
13	NEDUNKENY MAHA VIDDIYALAYAM	N/A	N/A	N/A	N/A	N/A	N/A
14	NOCHCHIKKULAM NO I JSV	N/A	N/A	N/A	N/A	N/A	N/A
15	NOCHCHIMODDAI J.S.VID	N/A	N/A	N/A	N/A	N/A	N/A
16	OLUMADU TAMIL MAHA VIDYALAYAM	N/A	N/A	N/A	N/A	N/A	N/A
17	OMANTHI CENTRAL COLLEGE	100.00	N/A	100.00	100.00	100.00	83.33
18	PADDIKKUDIYIRUPPU GTMS	N/A	N/A	N/A	N/A	N/A	N/A
19	PANTRIKETHAKULAM GTMS	N/A	N/A	N/A	N/A	N/A	N/A
20	POOMPUKAR KANNAKI VID	N/A	N/A	N/A	N/A	N/A	N/A
21	PULIYANKULAM HINDU COLLEGE	N/A	N/A	N/A	N/A	N/A	N/A
22	PUTHUKKULAM MAHA VID	80.00	N/A	100.00	N/A	N/A	N/A
23	SINNADAMPAN BARATHY VIDDIYALAYAM	N/A	N/A	N/A	N/A	N/A	N/A
24	SUNTHARAPURAM GTMS	N/A	N/A	N/A	N/A	N/A	N/A
25	SUNTHARAPURAMSARASWATHY VID	N/A	N/A	N/A	N/A	N/A	N/A
26	THARANIKKULAM GANESH VID	N/A	N/A	N/A	N/A	N/A	N/A
27	THAVASIYAKULAM GTMS	N/A	N/A	N/A	N/A	N/A	N/A
28	VIKNESWARA MAHA VIDDIYALAYAM	N/A	N/A	N/A	N/A	N/A	N/A

Last 6 years Subject wise Pass % - Christianity

No	School Name	Christianity					
		2019	2020	2021	2022	2023	2024
1	CEMAMADU SHANMUKANANTHA M.V	N/A	N/A	N/A	N/A	N/A	N/A
2	KALMDU MAHA VIDY	N/A	N/A	N/A	N/A	N/A	N/A
3	KANAGARAYANKULAM MAHA VIDDIYALAYAM	N/A	N/A	N/A	N/A	N/A	N/A
4	KARUNKALIKKULAM GTMS	N/A	N/A	N/A	N/A	N/A	N/A
5	KIDACHCHURI KARUVEPPANKULAM G.T.M.S	N/A	N/A	N/A	N/A	N/A	N/A
6	KOVILKUNCHCHUKULAM GTMS	N/A	N/A	N/A	N/A	N/A	N/A
7	KOVILPULIYANKULAM MUTHTAMIL VID	N/A	N/A	N/A	N/A	N/A	N/A
8	KULAVISUDDAN GTMS	N/A	N/A	N/A	N/A	N/A	N/A
9	MARAVANKULAM BARATHIDASAN VID	N/A	N/A	N/A	N/A	N/A	N/A
10	MARAVILUPPAI GTMS	N/A	N/A	N/A	N/A	N/A	N/A
11	MATHARPANIKKAR MAHILANKULAM JSV	N/A	N/A	N/A	N/A	N/A	N/A
12	MATHIYAMADU VIVEKANANTHA VIDYALAYAM	N/A	N/A	N/A	N/A	N/A	N/A
13	NEDUNKENY MAHA VIDDIYALAYAM	N/A	N/A	N/A	N/A	N/A	N/A
14	NOCHCHIKKULAM NO I JSV	N/A	N/A	N/A	N/A	N/A	N/A
15	NOCHCHIMODDAI J.S.VID	N/A	N/A	N/A	N/A	N/A	N/A
16	OLUMADU TAMIL MAHA VIDYALAYAM	N/A	N/A	N/A	N/A	N/A	N/A
17	OMANTHI CENTRAL COLLEGE	N/A	N/A	N/A	N/A	N/A	N/A
18	PADDIKKUDIYIRUPPU GTMS	N/A	N/A	N/A	N/A	N/A	N/A
19	PANTRIKETHAKULAM GTMS	N/A	N/A	N/A	N/A	N/A	N/A
20	POOMPUKAR KANNAKI VID	N/A	N/A	N/A	N/A	N/A	N/A
21	PULIYANKULAM HINDU COLLEGE	N/A	N/A	N/A	N/A	N/A	N/A
22	PUTHUKKULAM MAHA VID	N/A	N/A	N/A	N/A	N/A	N/A
23	SINNADAMPAN BARATHY VIDDIYALAYAM	N/A	N/A	N/A	N/A	N/A	N/A
24	SUNTHARAPURAM GTMS	N/A	N/A	N/A	N/A	N/A	N/A
25	SUNTHARAPURAMSARASWATHY VID	N/A	100.00	N/A	N/A	N/A	N/A
26	THARANIKKULAM GANESH VID	N/A	N/A	N/A	N/A	N/A	N/A
27	THAVASIYAKULAM GTMS	N/A	N/A	N/A	N/A	N/A	N/A
28	VIKNESWARA MAHA VIDDIYALAYAM	N/A	N/A	N/A	N/A	N/A	N/A

Thank You